



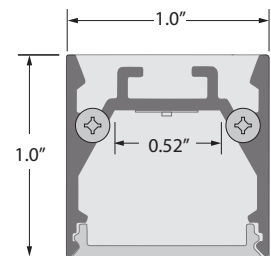
## FEATURES

Modular, suspended extrusion with a frosted lens that provides a dot-free line of light. Pre-assembled corners available for making turns in a variety of applications, such as general lighting, accents, and displays.

## SPECIFICATIONS

FINISH	Silver Anodized, Black Anodized
LENS	Frosted
WATTAGE	0.75W/ft to 7.6W/ft
IP RATING	IP20 dry, IP65 wet, IP68 wet
CCT / COLOR	2200K - 5200K; RGB; RGBW; tunable white; warm fade
BEAM SPREAD	100° typical
INPUT VOLTAGE	24VDC
LENGTH	Made to order. Actual lengths vary by LED tapelight cut points. Maximum assembled length is 94in. Lengths over 94in are made with multiple sections, shipped unassembled.
OUTPUT	41 to 421 lm/ft
LEDS	Single binned LEDs +/- 30-70 CCT, MacAdam 3 SDCM
MATERIAL	Extrusion - Anodized aluminum; Lens - Polycarbonate
MOUNTING	Suspension cables
POWER SUPPLY	Requires a 24V power supply
WARRANTY	IP20 - 5 year limited, IP65/68 - 3 year limited

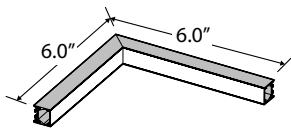
## DIMENSIONS





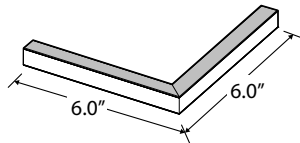
## FACTORY ASSEMBLED CORNERS

No miter cuts required. Sold separately. Screws and joiners bars included.



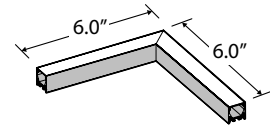
90° INSIDE CORNER

LLI-XS-IC1-SF-90D-INS-6IN



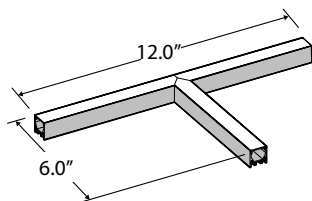
90° OUTSIDE CORNER

LLI-XS-IC1-SF-90D-OUT-6IN



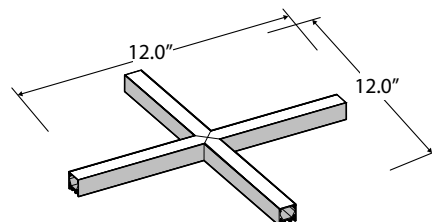
90° FLAT CORNER

LLI-XS-IC1-SF-90D-FLT-6IN



T CORNER

LLI-XS-IC1-SF-TEE-12IN



X CORNER

LLI-XS-IC1-SF-CROSS-12IN