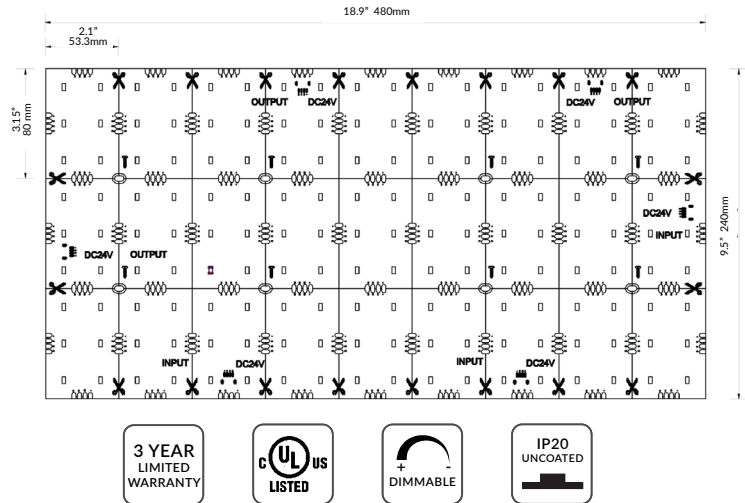



COLOR CHANGING FLEX SHEET - IP20

RGB / Flexible LED Sheet / 24V



TECHNICAL INFORMATION


WATTAGE	19.5W per sheet
IP RATING	IP20 - dry location
TOTAL OUTPUT	RGB - 593 lm Red - 182 lm Green - 356 lm Blue - 75 lm
INPUT VOLTAGE	24VDC
CUT LENGTH	Cutttable every 8 LEDs or 2" x 3" sections
MAXIMUM RUN	6 sheets in series connection
SHEET DIMENSIONS	19" W x 9.5" H (480mm x 240mm)
ADHESIVE BACKING	Yes - 3M™ mounting adhesive tape
LIFESPAN	50,000 hrs
WARRANTY	3 year limited
POWER SUPPLY	Compatible with all non-dimmable 24VDC power supplies -- see power supply section of website

RECOMMENDED APPLICATIONS:

- Back-lit graphics
- Sign lighting
- Retail displays

CONNECTORS:

One (1) power connector (length 48") and two (2) connector cables are included with each sheet. Do not exceed 6A.



MOUNTING OPTIONS:

See page 2 for full mounting details. 3M™ mounting adhesive included on the back of sheet. Holes available for securing with screws.

PART NUMBER BUILDER / ORDERING GUIDE

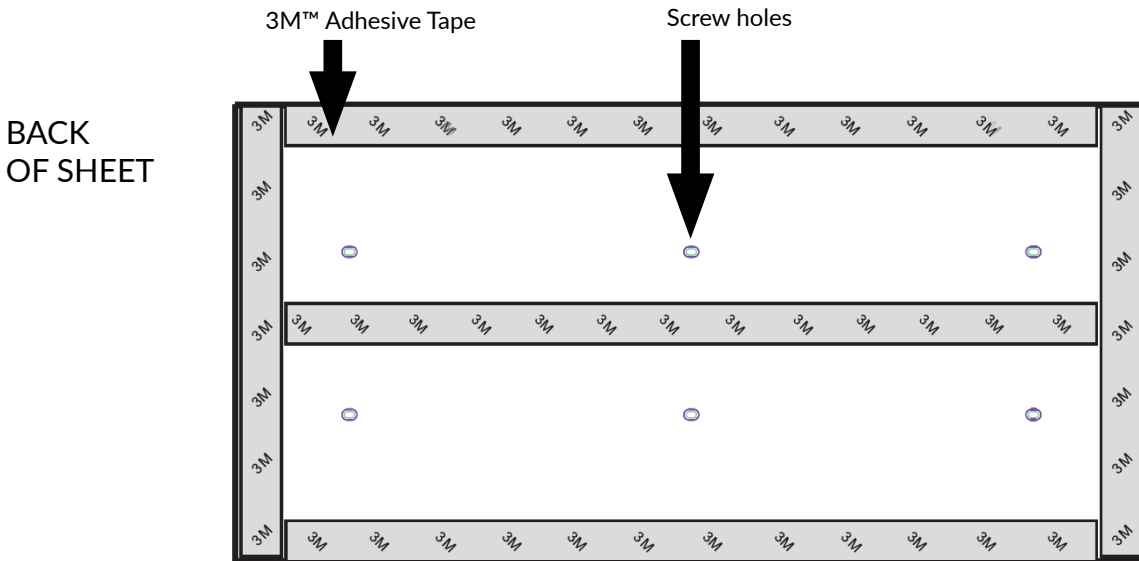
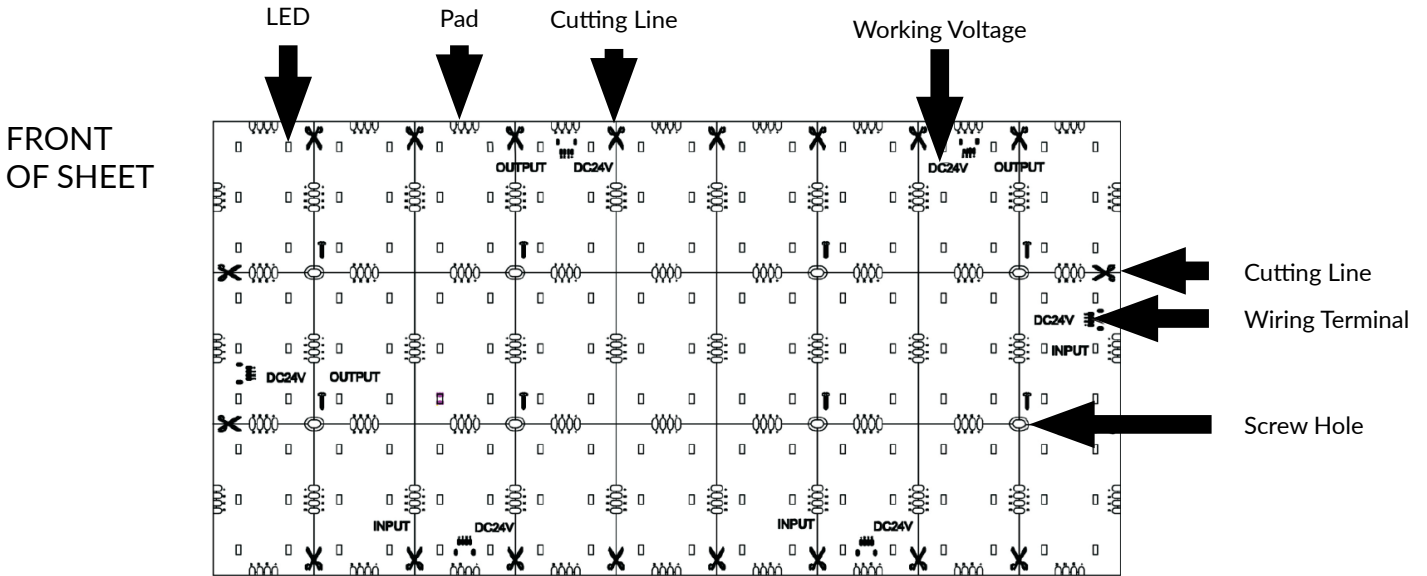
Example part number: LLI-FS19.5W-20-RGB-24V

SERIES	IP RATING	COLOR	VOLTAGE
LLI-FS19.5W	20	RGB	24V


COLOR CHANGING FLEX SHEET - IP20

RGB / Flexible LED Sheet / 24V

INSTALLATION / MOUNTING OPTIONS



Screw holes (detail)

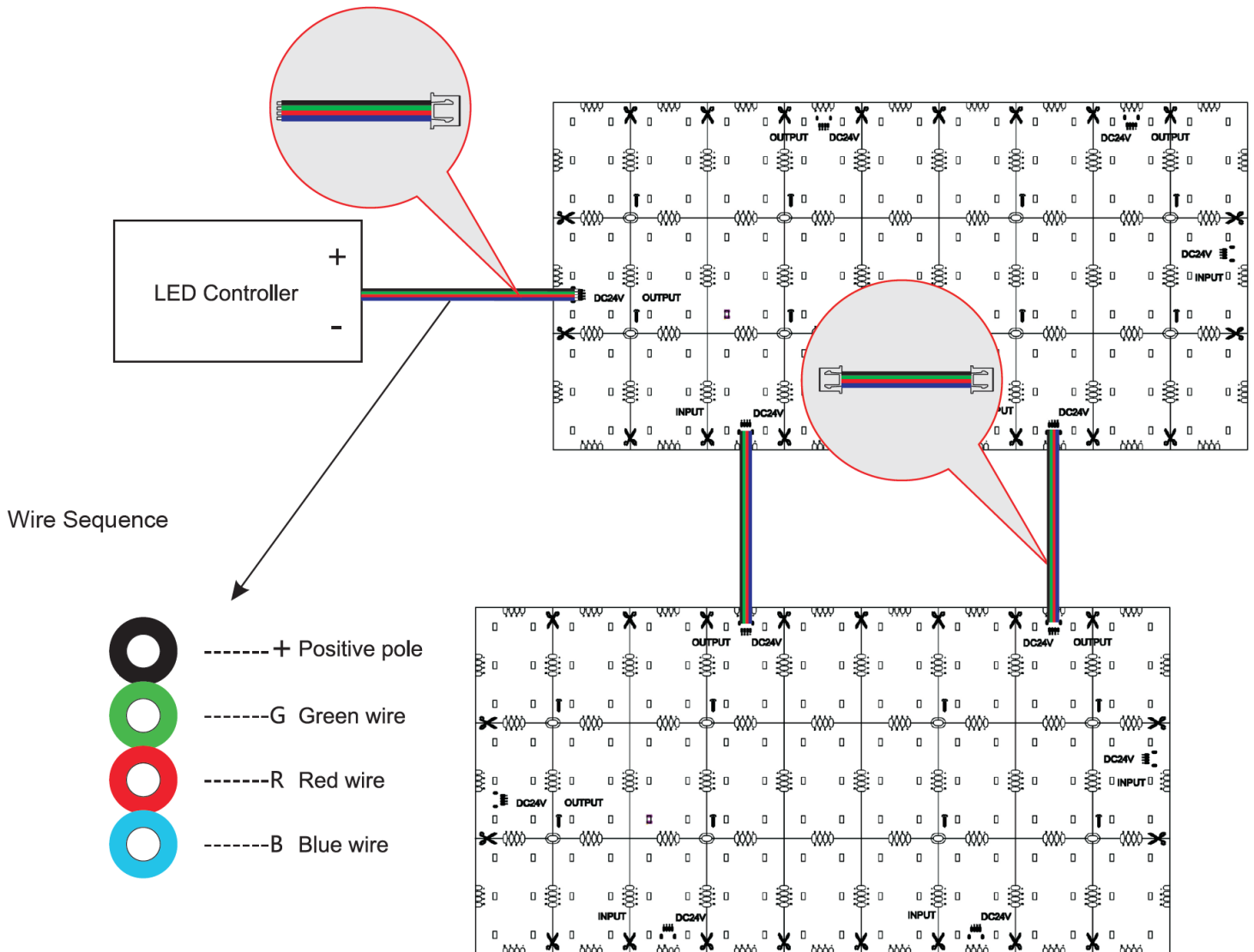


COLOR CHANGING FLEX SHEET - IP20

RGB / Flexible LED Sheet / 24V

WIRING DIAGRAM

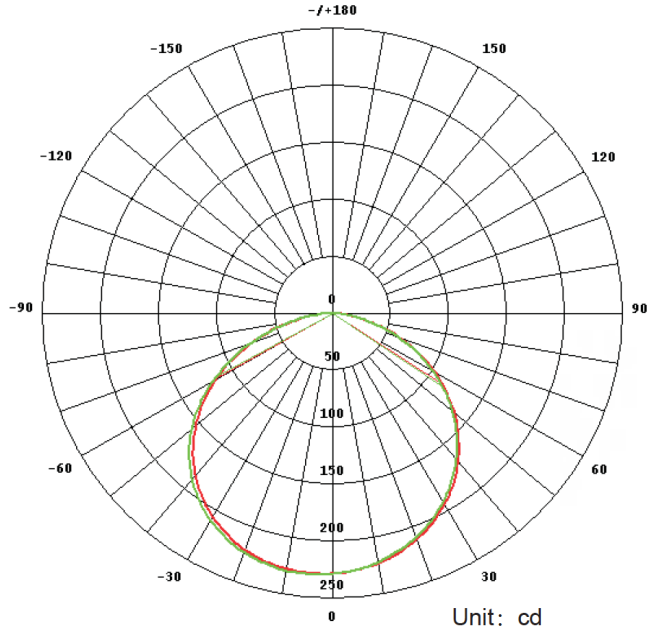
NOTE: Polarity is crucial for correct operation. Note the "input" and "output" labeling on each terminal before connecting.



COLOR CHANGING FLEX SHEET - IP20

RGB / Flexible LED Sheet / 24V

PHOTOMETRY & TESTING




AVERAGE BEAM ANGLE(50%): 117.0°

— C0 /180,117.1°

— C90/270,116.8°

Flux Out: 529.7lm



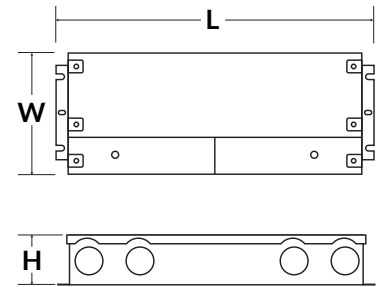
COLOR CHANGING FLEX SHEET - IP20

RGB / Flexible LED Sheet / 24V

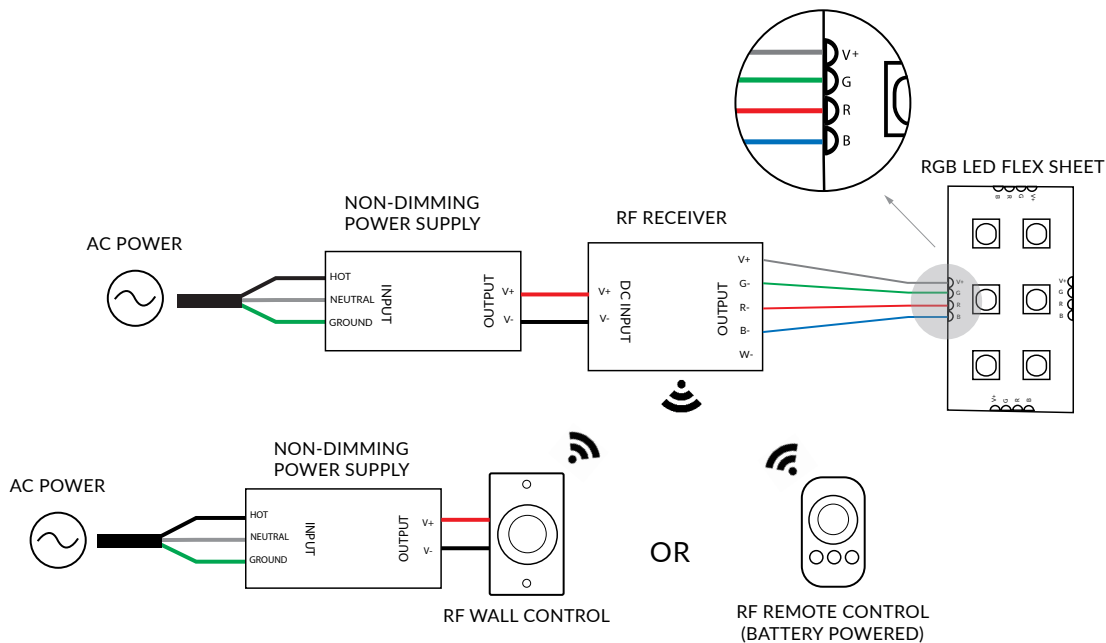
POWER SUPPLY (SOLD SEPARATELY)

NON-DIMMABLE ELECTRONIC 

PART NUMBER	CAPACITY	INPUT	OUTPUT	CLASS	LOCATION	L	W	H
LLI-PS-NDE-030W-24V-KO	30W	100-277V	24V	CLASS 2	IP66 WET	6.5"	3.5"	1.02"
LLI-PS-NDE-060W-24V-KO	60W	100-277V	24V	CLASS 2	IP66 WET	7.4"	3.5"	1.2"
LLI-PS-NDE-096W-24V-KO	96W	100-277V	24V	CLASS 2	IP66 WET	8.7"	3.7"	1.7"
LLI-PS-NDE-200W-24V-KO	200W	100-277V	24V	CLASS 1	IP66 WET	10.3"	4.1"	1.8"
LLI-PS-NDE-300W-24V-KO	300W	100-277V	24V	CLASS 1	IP66 WET	10.9"	4.3"	1.8"



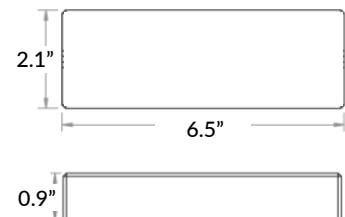
EXAMPLE WIRING DIAGRAM - RF CONTROLLED



RF RECEIVER (SOLD SEPARATELY)

LLI-C-RCV-UR-RF-4CH

CONTROLLER COMPATIBILITY	Compatible with all RF LLI-C-CTRL controllers.
LED COMPATIBILITY	Static Color, Tunable White & RGB(W) LEDs
CHANNELS	4 Channel, 8 Amp
INPUT VOLTAGE	12V / 24V (power supply not included)
CAPACITY	12V - 96W, 24V - 192W
FEATURES	Can be controlled by up to (8) controllers Can be synchronized with unlimited receivers up to 320ft away



COLOR CHANGING FLEX SHEET - IP20

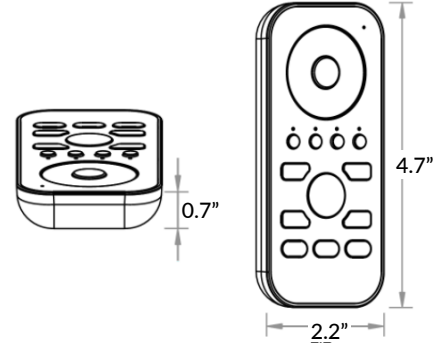
RGB / Flexible LED Sheet / 24V

RF CONTROLLERS (SOLD SEPARATELY)

REMOTE CONTROLLER

LLI-C-CTRL-RGBW-HH

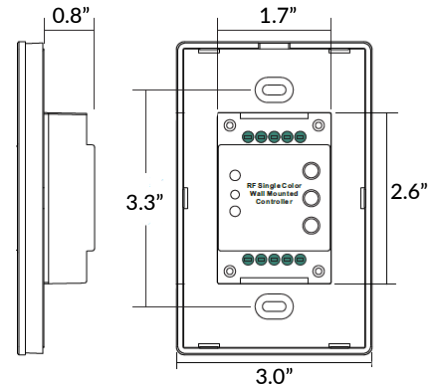

RECEIVER COMPATIBILITY	Compatible with Universal RF receivers
LED COMPATIBILITY	RGB(W) LEDs
INPUT VOLTAGE	Battery operated (3 AAA batteries not included)
FEATURES	<ul style="list-style-type: none"> Programmable up to 4 zones, 3 scenes Color adjustment Light intensity adjustment



TOUCH PANEL WALL CONTROLLER

LLI-C-CTRL-RGBW-TP-WH

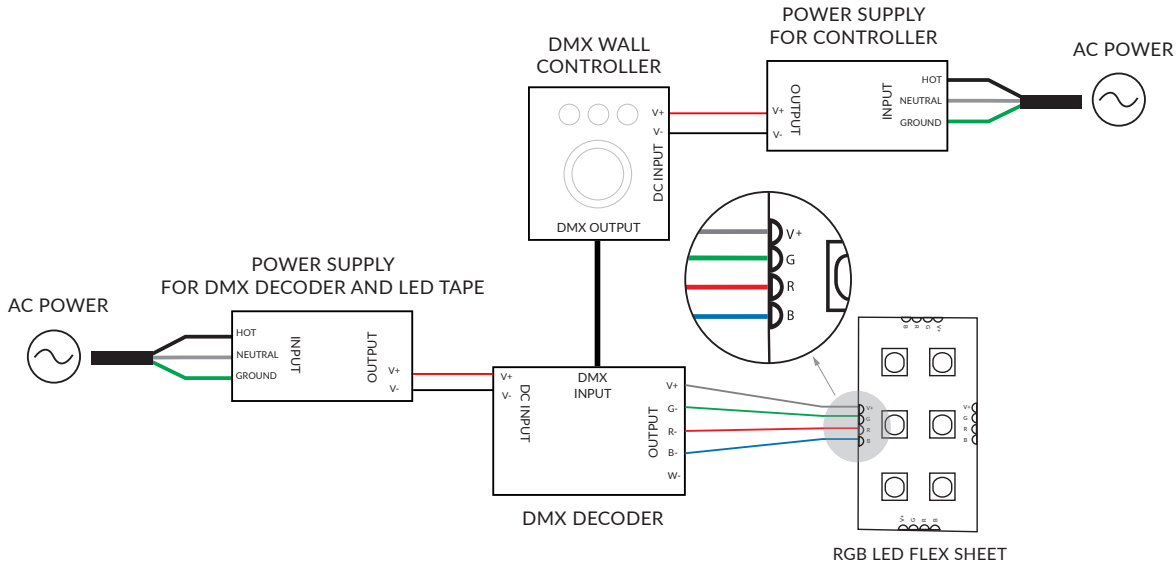
RECEIVER COMPATIBILITY	Compatible with Universal RF receivers
LED COMPATIBILITY	RGB(W) LEDs
INPUT VOLTAGE	12V DC power supply required (not included)
FEATURES	<ul style="list-style-type: none"> Control range \geq 65ft Programmable up to 3 scenes 4 color presets Color adjustment Light intensity adjustment



COLOR CHANGING FLEX SHEET - IP20

RGB / Flexible LED Sheet / 24V

EXAMPLE WIRING DIAGRAM - DMX CONTROLLED

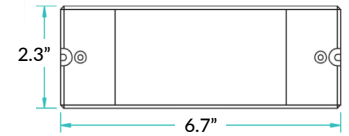



DMX DECODERS (SOLD SEPARATELY)

DMX512 DECODER

LLI-C-DEC-DMX512-8A

LOCATION RATING	Indoor only
FUNCTION	Static color, tunable white, RGB(W) LEDs
CHANNELS	4 channel output, 8 Amp maximum 512 addressable DMX channels
CAPACITY	12V - 96W maximum
	24V - 192W maximum
COMPATIBILITY	Compatible with LLI-C-CTRL-DMX controllers



POWER

Power supply not included. 12V/24V non-dimming power supply required.

RDM DMX512 DECODER

LLI-C-DEC-DMX512-8A-RDM

OUTPUT	8A maximum, 4 channels
LOCATION RATING	Indoor only
FUNCTION	RDM communication and PWM dimming for static white, static color, tunable white, and RGB(W) LEDs
CHANNELS	4 channel output, 8 Amp maximum 512 addressable DMX channels
CAPACITY	12V - 96W maximum
	24V - 192W maximum
COMPATIBILITY	Compatible with LLI-C-CTRL-DMX controllers

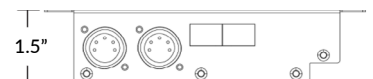
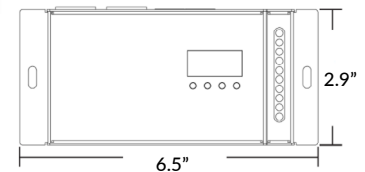


FEATURES

Can be controlled by up to eight (8) controllers. Can be synchronized with twenty (20) decoders.

POWER

Power supply not included. 12V/24V non-dimming power supply required.



COLOR CHANGING FLEX SHEET - IP20

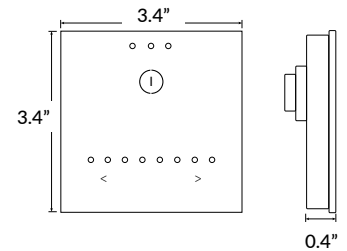
RGB / Flexible LED Sheet / 24V

DMX WALL CONTROLLERS (SOLD SEPARATELY)

STAND ALONE DMX WALL CONTROLLER, GU2

LLI-C-CTRL-DMX-STICK-GU2

INCLUDED IN PACKAGE	Controller, CD-ROM, USB cable, connector block, power supply
OS/COMPUTER REQUIREMENTS	Mac OSx 10.6 or higher / Windows XP or higher, USB 2.0 port
PROGRAM SOFTWARE	Easy Stand Alone, ESA2 (included)
CONNECTIONS	Power (2 pins), DMX (3 pins), Port (2 pins), Micro-USB Port
MOUNTING	Single or double gang wall box
IP RATING	IP20 - dry locations only



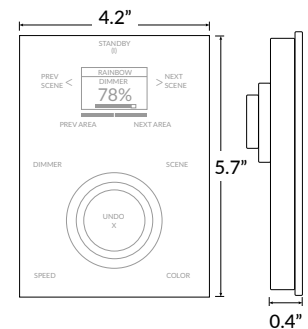
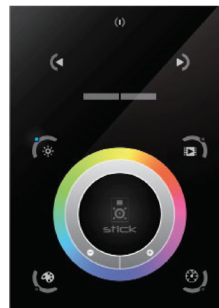
FEATURES

- Up to 24 dynamic or static scenes
- Wall mounted control panel with glass face, touch-sensitive buttons
- Programmable with included USB cable and software – no Ethernet or WiFi required

STAND ALONE DMX WALL CONTROLLER, DE3

LLI-C-CTRL-DMX-STICK-DE3

INCLUDED IN PACKAGE	Controller, connector block, power supply
OS/COMPUTER REQUIREMENTS	Mac OSx 10.6 or higher / Windows XP or higher / iOS phone or tablet / Android phone or tablet
PROGRAM SOFTWARE	Easy Stand Alone, ESA2 (Mac/Windows) DMX Lightpad 3 App (iOS/Android) Easy Remote App (iOS/Android)
CONNECTIONS	Power/DMX - screw terminal and RJ45 compatible Memory - MicroSD slot Programming - MicroUSB port
POWER SUPPLY	6VDC power supply (included)
MEMORY	MicroSD card (not included)
MOUNTING	Single or double gang wall box
IP RATING	IP20 - dry locations only



FEATURES

- Multi-zone microSD memory
- Multi-room control with 500 scenes, 10 zones
- Integrated clock and calendar for scheduling events
- Touch-sensitive buttons
- USB and Ethernet connectivity for programming
- Windows/Mac software for programming dynamic effects
- iPhone/iPad/Android apps for remote control and program

COLOR CHANGING FLEX SHEET - IP20

RGB / Flexible LED Sheet / 24V

DMX WALL CONTROLLERS (SOLD SEPARATELY)

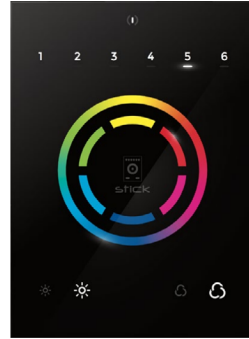
STAND ALONE DMX WALL CONTROLLER, CW4

LLI-C-CTRL-DMX-STICK-CW4 - FINISH

BL Black glass

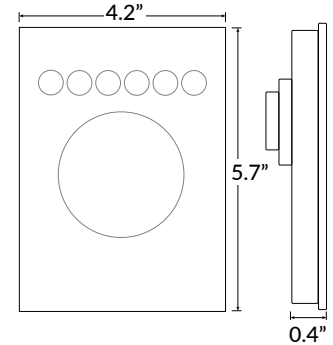
WH White glass

INCLUDED IN PACKAGE	Controller, connector block, power supply, mini-USB cable, ESA2 software, ESA Pro2 Software
OS/COMPUTER REQUIREMENTS	Mac OSx 10.6 or higher / Windows XP or higher
PROGRAM SOFTWARE	Easy Stand Alone, ESA2 (Mac/Windows)
CONNECTIONS	Power/DMX - screw terminal and RJ45 Programming - miniUSB port
POWER SUPPLY	Requires 5-10VDC 0.6A power supply (included)
MEMORY	Integrated flash memory
MOUNTING	Single or double gang wall box
IP RATING	IP20 - dry locations only



FEATURES

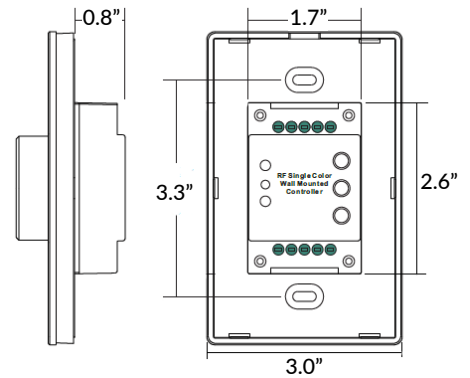

- Can be controlled directly from a computer, smartphone, or tablet
- Touch-sensitive buttons, glass face
- Up to 36 dynamic or static scenes
- 8 port triggers
- 1024 DMX channels control up to 340 RGB fixtures
- Windows/Mac software for programming dynamic effects
- Internal clock and calendar with sunrise/sunset triggering



TOUCH PANEL DMX WALL CONTROLLER

LLI-C-CTRL-DMX-RGBW-TP

LED TAPE COMPATIBILITY	Compatible with 12-24V DC LED tapes
PROTOCOL	DMX512
ZONES	3 zones
INTERFACE	Glass touch control
WARRANTY	5 year limited



POWER

Power supply for controller not included. 12V DC power supply required.