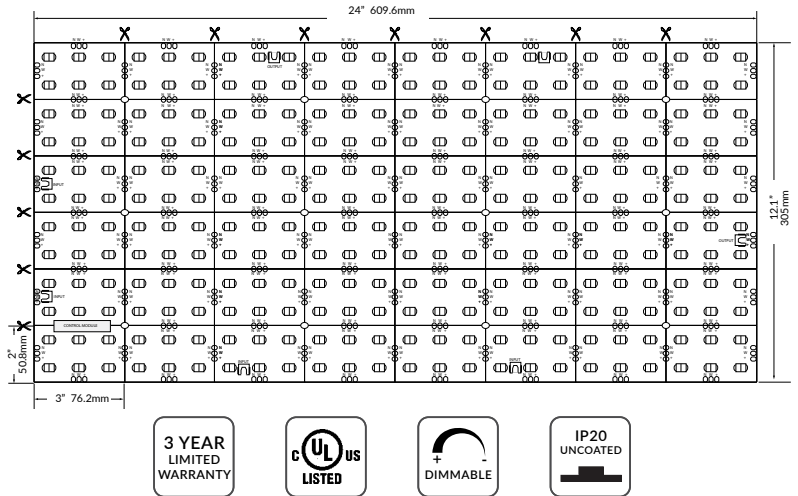



TUNABLE WHITE FLEX SHEET

Tunable White / Flexible LED Sheet / 24V



TECHNICAL INFORMATION

WATTAGE	46.0W per sheet
IP RATING	IP20 - dry location
TOTAL OUTPUT	2700K - 6500K (1991 - 2079 lm)
INPUT VOLTAGE	24VDC
CRI	90+
DIODE SPACING	every 1"
CUT LENGTH	Cutttable every 12 LEDs or 2" x 3" sections
MAXIMUM RUN	3 sheets in series connection
SHEET DIMENSIONS	24" W x 12" H (610mm x 305mm)
ADHESIVE BACKING	Yes - 3M™ mounting adhesive tape
LIFESPAN	50,000 hrs
WARRANTY	3 year limited
POWER SUPPLY	Compatible with all non-dimmable 24VDC power supplies - see power supply section of website

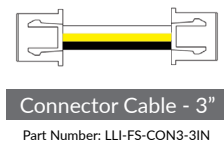
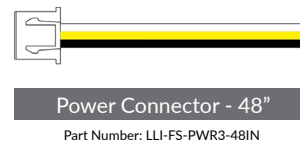
RECOMMENDED APPLICATIONS:*

- Back-lit graphics
- Retail displays

*NOTE: FOR UNIFORM DIFFUSION MOUNT 2" OR MORE AWAY FROM DIFFUSER OR LENS

CONNECTORS:

One (1) power connectors (length 48") and two (2) connector cables (length 3") are included with each sheet. Do not exceed 6A.



MOUNTING OPTIONS:

See page 2 for full mounting details. 3M™ mounting adhesive included on the back of sheet. Holes available for securing with screws.

PART NUMBER BUILDER / ORDERING GUIDE

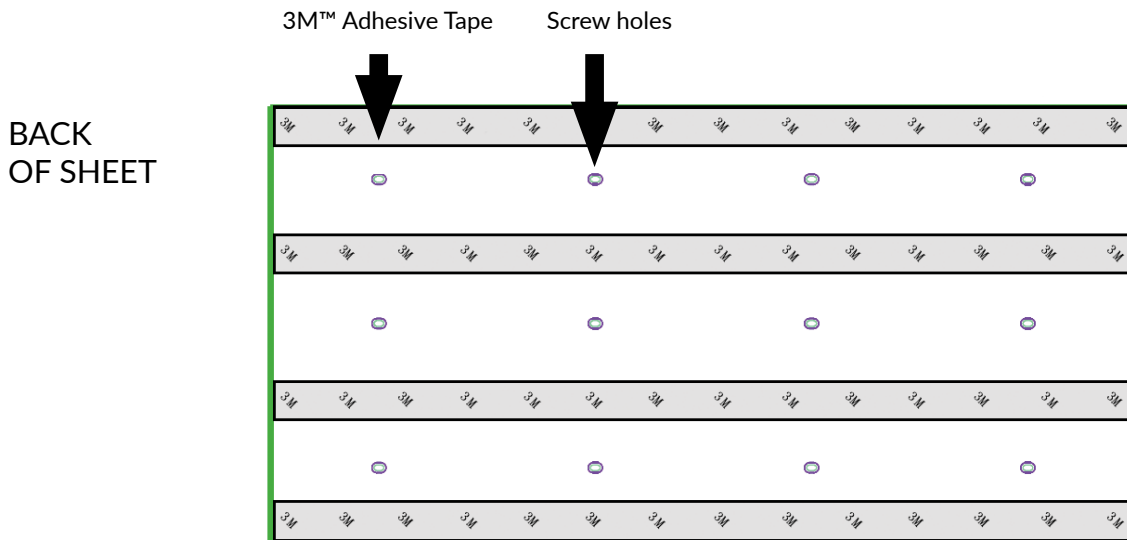
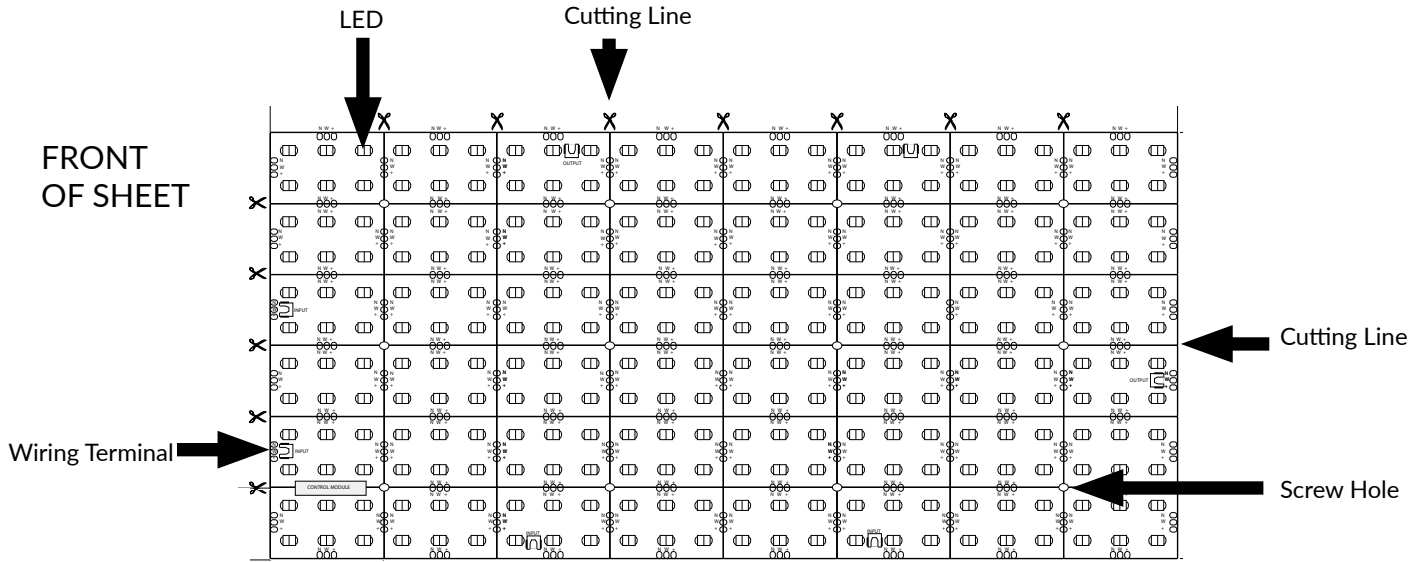
Example part number: LLI-FS46.0W-20-2765-90-24V

SERIES	IP RATING	COLOR	CRI	VOLTAGE
LLI-FS46.0W	20	2765	90	24V
2765 - 2700-6500K				


TUNABLE WHITE FLEX SHEET

Tunable White / Flexible LED Sheet / 24V

MOUNTING OPTIONS



Screw holes (detail)

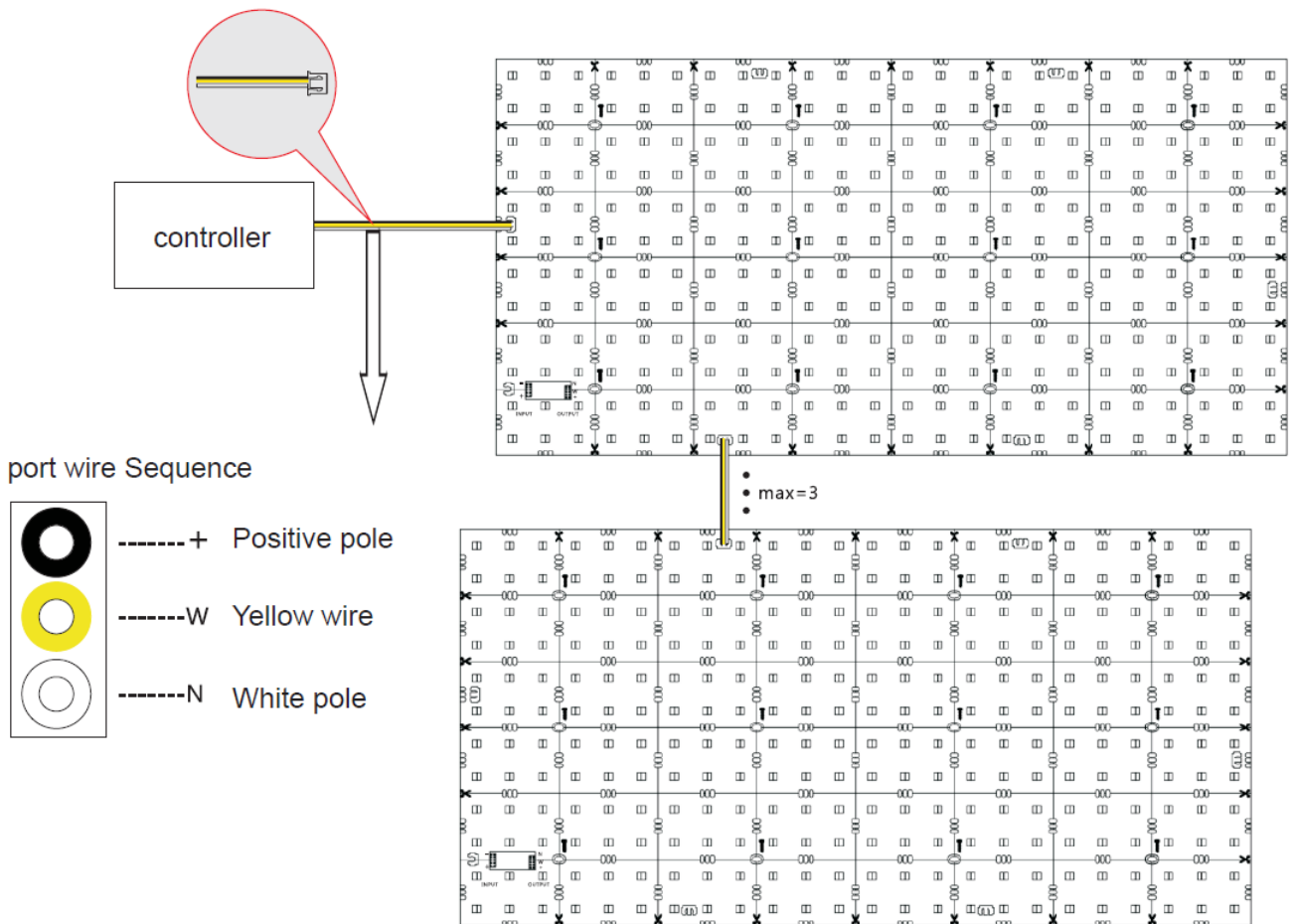


TUNABLE WHITE FLEX SHEET

Tunable White / Flexible LED Sheet / 24V

WIRING DIAGRAM

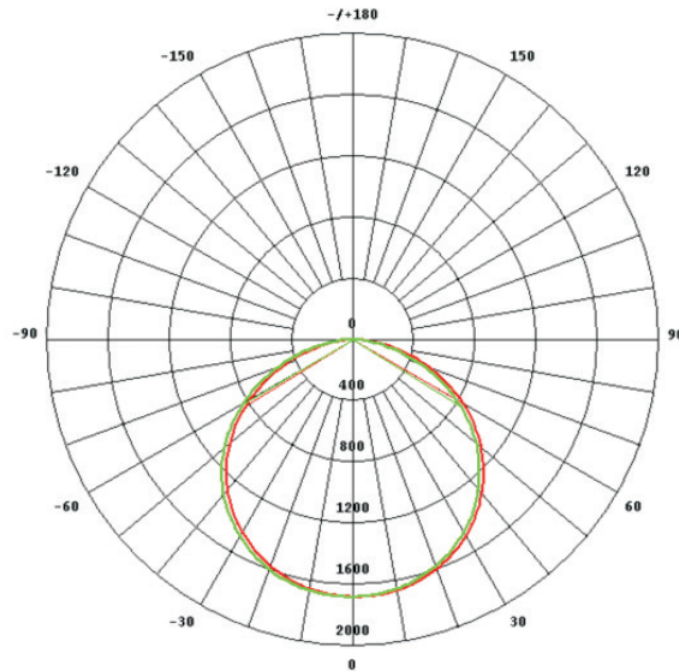
NOTE: Polarity is crucial for correct operation. Note the "input" and "output" labeling on each terminal before connecting.



TUNABLE WHITE FLEX SHEET

Tunable White / Flexible LED Sheet / 24V

PHOTOMETRY & TESTING




Unit: cd

— C0 /180,117.7°

— C90/270,117.6°

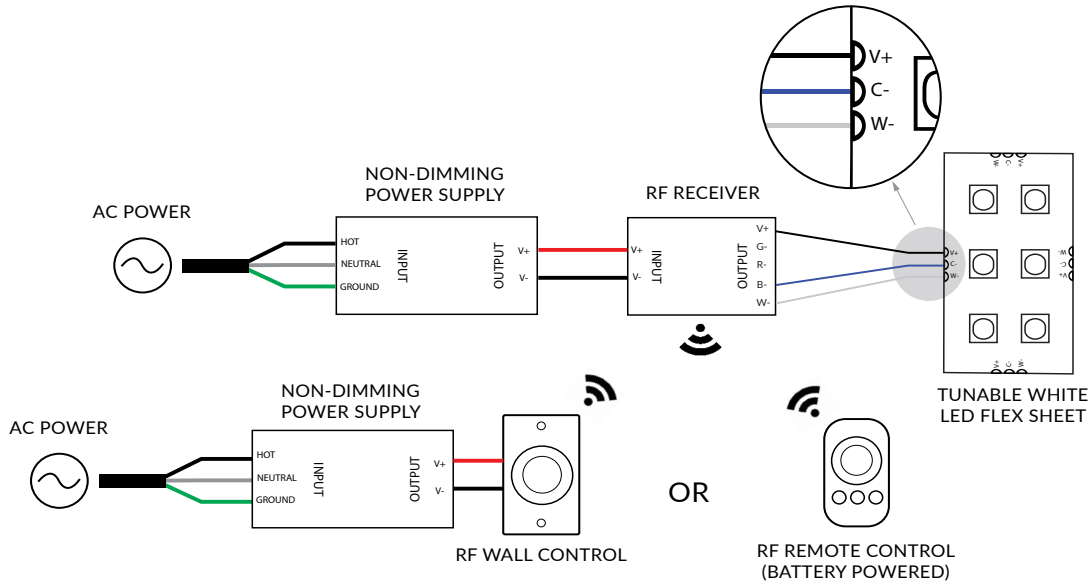
AVERAGE BEAM ANGLE(50%): 117.7°



TUNABLE WHITE FLEX SHEET

Tunable White / Flexible LED Sheet / 24V

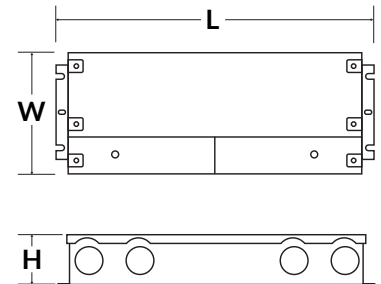
EXAMPLE WIRING DIAGRAM - RF CONTROLLED



POWER SUPPLY (SOLD SEPARATELY)

NON-DIMMABLE ELECTRONIC 

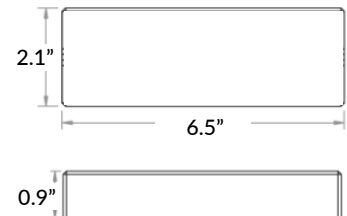

PART NUMBER	CAPACITY	INPUT	OUTPUT	CLASS	LOCATION	L	W	H
LLI-PS-NDE-030W-24V-KO	30W	100-277V	24V	CLASS 2	IP66 WET	6.5"	3.5"	1.02"
LLI-PS-NDE-060W-24V-KO	60W	100-277V	24V	CLASS 2	IP66 WET	7.4"	3.5"	1.2"
LLI-PS-NDE-096W-24V-KO	96W	100-277V	24V	CLASS 2	IP66 WET	8.7"	3.7"	1.7"
LLI-PS-NDE-200W-24V-KO	200W	100-277V	24V	CLASS 1	IP66 WET	10.3"	4.1"	1.8"
LLI-PS-NDE-300W-24V-KO	300W	100-277V	24V	CLASS 1	IP66 WET	10.9"	4.3"	1.8"



RF RECEIVER (SOLD SEPARATELY)

LLI-C-RCV-UR-RF-4CH

CONTROLLER COMPATIBILITY	Compatible with all RF LLI-C-CTRL controllers.
LED COMPATIBILITY	Static Color, Tunable White & RGB(W) LEDs
CHANNELS	4 Channel, 8 Amp
INPUT VOLTAGE	12V / 24V (power supply not included)
CAPACITY	12V - 96W, 24V - 192W
FEATURES	Can be controlled by up to (8) controllers Can be synchronized with unlimited receivers up to 320ft away



TUNABLE WHITE FLEX SHEET

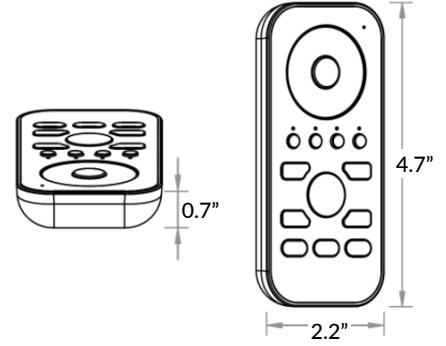
Tunable White / Flexible LED Sheet / 24V

RF CONTROLLERS (SOLD SEPARATELY)

REMOTE CONTROLLER

LLI-C-CTRL-TW-HH

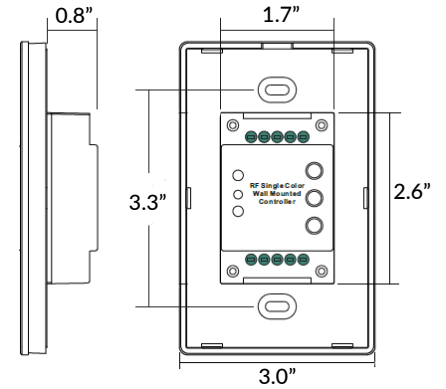
RECEIVER COMPATIBILITY	Compatible with Universal RF receivers
LED COMPATIBILITY	Tunable White LEDs
INPUT VOLTAGE	Battery operated (3 AAA batteries not included)
FEATURES	<ul style="list-style-type: none"> Programmable up to 4 zones, 3 scenes Color adjustment Light intensity adjustment



TOUCH PANEL WALL CONTROLLER

LLI-C-CTRL-TW-TP-WH

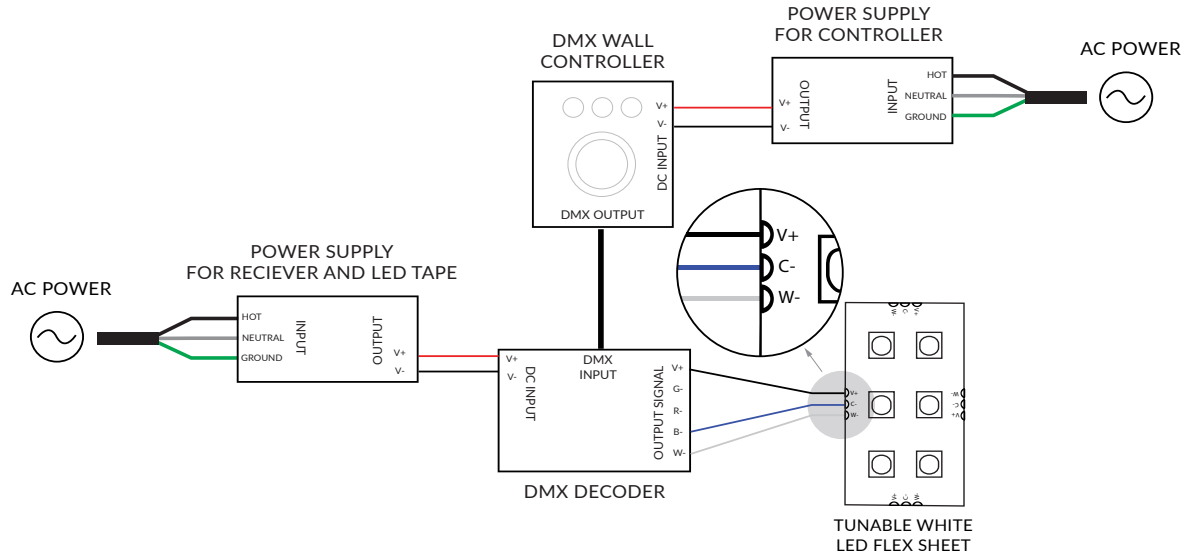
RECEIVER COMPATIBILITY	Compatible with Universal RF receivers
LED COMPATIBILITY	Tunable White LEDs
INPUT VOLTAGE	12V DC power supply required (not included)
FEATURES	<ul style="list-style-type: none"> Control range \geq 65ft Programmable up to 2 scenes 4 color presets Color adjustment Light intensity adjustment



TUNABLE WHITE FLEX SHEET

Tunable White / Flexible LED Sheet / 24V

EXAMPLE WIRING DIAGRAM - DMX CONTROLLED

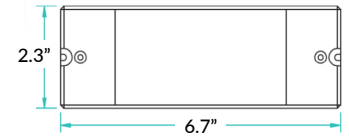



DMX DECODERS (SOLD SEPARATELY)

DMX512 DECODER

LLI-C-DEC-DMX512-8A

LOCATION RATING	Indoor only
FUNCTION	Static color, tunable white, RGB(W) LEDs
CHANNELS	4 channel output, 8 Amp maximum 512 addressable DMX channels
CAPACITY	12V - 96W maximum
	24V - 192W maximum
COMPATIBILITY	Compatible with LLI-C-CTRL-DMX controllers



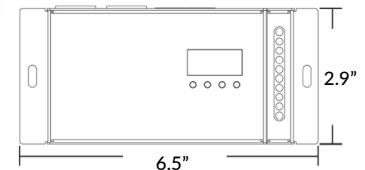
POWER

Power supply not included. 12V/24V non-dimming power supply required.

RDM DMX512 DECODER

LLI-C-DEC-DMX512-8A-RDM

OUTPUT	8A maximum, 4 channels
LOCATION RATING	Indoor only
FUNCTION	RDM communication and PWM dimming for static white, static color, tunable white, and RGB(W) LEDs
CHANNELS	4 channel output, 8 Amp maximum 512 addressable DMX channels
CAPACITY	12V - 96W maximum
	24V - 192W maximum
COMPATIBILITY	Compatible with LLI-C-CTRL-DMX controllers



FEATURES

Can be controlled by up to eight (8) controllers. Can be synchronized with twenty (20) decoders.

POWER

Power supply not included. 12V/24V non-dimming power supply required.

TUNABLE WHITE FLEX SHEET

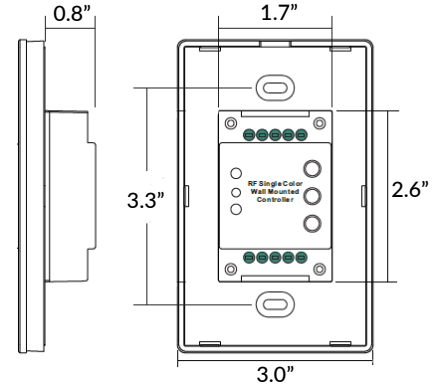
Tunable White / Flexible LED Sheet / 24V

DMX WALL CONTROLLERS (SOLD SEPARATELY)

TOUCH PANEL WALL CONTROLLER

LLI-C-CTRL-DMX-TW-TP

RECEIVER COMPATIBILITY	Compatible with DMX decoders
LED COMPATIBILITY	Tunable White LEDs
INPUT VOLTAGE	12V DC power supply required (not included)
FEATURES	<p>Programmable up to 2 scenes</p> <p>4 color presets</p> <p>Color adjustment</p> <p>Light intensity adjustment</p>



STAND ALONE DMX WALL CONTROLLER, GU2

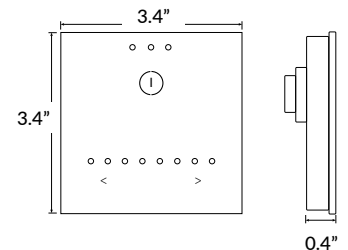
LLI-C-CTRL-DMX-STICK-GU2

INCLUDED IN PACKAGE	Controller, CD-ROM, USB cable, connector block, power supply
OS/COMPUTER REQUIREMENTS	Mac OSx 10.6 or higher / Windows XP or higher, USB 2.0 port
PROGRAM SOFTWARE	Easy Stand Alone, ESA2 (included)
CONNECTIONS	Power (2 pins), DMX (3 pins), Port (2 pins), Micro-USB Port
MOUNTING	Single or double gang wall box
IP RATING	IP20 - dry locations only



FEATURES

- Up to 24 dynamic or static scenes
- Wall mounted control panel with glass face, touch-sensitive buttons
- Programmable with included USB cable and software – no Ethernet or WiFi required



TUNABLE WHITE FLEX SHEET


Tunable White / Flexible LED Sheet / 24V

DMX WALL CONTROLLERS (SOLD SEPARATELY)

STAND ALONE DMX WALL CONTROLLER, DE3

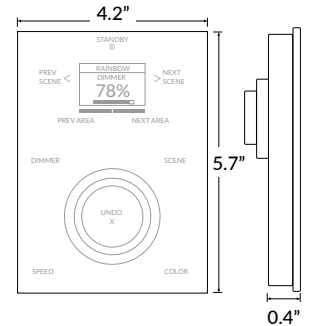
LLI-C-CTRL-DMX-STICK-DE3

INCLUDED IN PACKAGE	Controller, connector block, power supply
OS/COMPUTER REQUIREMENTS	Mac OSx 10.6 or higher / Windows XP or higher / iOS phone or tablet / Android phone or tablet
PROGRAM SOFTWARE	Easy Stand Alone, ESA2 (Mac/Windows) DMX Lightpad 3 App (iOS/Android) Easy Remote App (iOS/Android)
CONNECTIONS	Power/DMX - screw terminal and RJ45 compatible Memory - MicroSD slot Programming - MicroUSB port
POWER SUPPLY	6VDC power supply (included)
MEMORY	MicroSD card (not included)
MOUNTING	Single or double gang wall box
IP RATING	IP20 - dry locations only



FEATURES


- Multi-zone microSD memory
- Multi-room control with 500 scenes, 10 zones
- Integrated clock and calendar for scheduling events
- Touch-sensitive buttons
- USB and Ethernet connectivity for programming
- Windows/Mac software for programming dynamic effects
- iPhone/iPad/Android apps for remote control and program



STAND ALONE DMX WALL CONTROLLER, CW4

LLI-C-CTRL-DMX-STICK-CW4

FINISH



- BL** Black glass
- WH** White glass

INCLUDED IN PACKAGE	Controller, connector block, power supply, mini-USB cable, ESA2 software, ESA Pro2 Software
OS/COMPUTER REQUIREMENTS	Mac OSx 10.6 or higher / Windows XP or higher
PROGRAM SOFTWARE	Easy Stand Alone, ESA2 (Mac/Windows)
CONNECTIONS	Power/DMX - screw terminal and RJ45 Programming - miniUSB port
POWER SUPPLY	Requires 5-10VDC 0.6A power supply (included)
MEMORY	Integrated flash memory
MOUNTING	Single or double gang wall box
IP RATING	IP20 - dry locations only



FEATURES

- Can be controlled directly from a computer, smartphone, or tablet
- Touch-sensitive buttons, glass face
- Up to 36 dynamic or static scenes
- 8 port triggers
- 1024 DMX channels control up to 340 RGB fixtures
- Windows/Mac software for programming dynamic effects
- Internal clock and calendar with sunrise/sunset triggering

