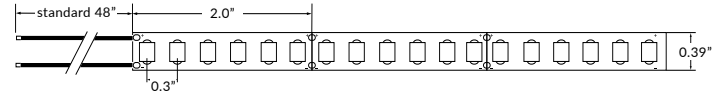


STATIC WHITE 4.4W LED TAPELIGHT - IP20

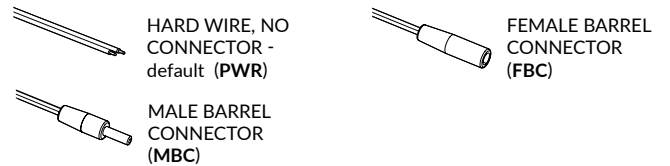


TECHNICAL INFORMATION

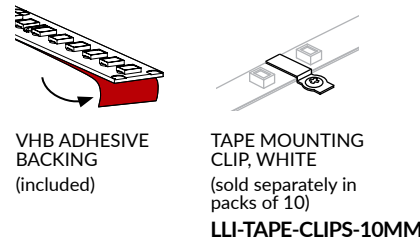
NOTE: All data has +/- 5% tolerance.

WATTAGE	4.4W per foot
IP RATING	IP20 - dry locations
OUTPUT	2200K - 310 lm/ft 2400K - 314 lm/ft 2700K - 320 lm/ft 3000K - 329 lm/ft 3500K - 352 lm/ft 4200K - 377 lm/ft 5200K - 395 lm/ft
INPUT VOLTAGE	24VDC
OPERATING TEMP.	-13° to 140° F
CRI	90+
CUT LENGTH	Every 2', or every 6 LEDs
MAXIMUM RUN	32 feet
DIMENSIONS	0.39" W x 0.08" H (10mm x 2mm)
ADHESIVE BACKING	Yes - VHB
LIFESPAN	50,000 hrs
WARRANTY	5 year limited
POWER SUPPLY	Compatible with all 24VDC power supplies - see page 3

LEAD TYPES



MOUNTING



EXTRUSIONS



ORDERING GUIDE

← PRODUCT CODE						OPTIONAL CODE →	
SERIES	IP RATING	COLOR	VOLTAGE	CRI	LENGTH	POWER FEED	
LLI-L4.4W	20		24V	90		LEAD TYPE	LEAD LENGTH
		22K (310 lm/ft) 24K (314 lm/ft) 27K (320 lm/ft) 30K (329 lm/ft) 35K (352 lm/ft) 42K (377 lm/ft) 52K (395 lm/ft)			(enter length in inches, up to 384") R016* 16ft reel R100* 100ft reel		
						Default [blank] - 48" hard wire end feed (PWR48)	
						PWR	Enter desired wire length in inches
						MBC	Male barrel connector
						FBC	Female barrel connector
						N/A^	No lead attached

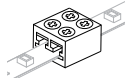
Example part number: LLI-L4.4W-20-35K-24V-90-96in
Default 48in power wire (PWR48) included on all custom lengths. Use OPTIONAL section to specify other power feed(s).
*Reels do not include power feed unless specified.

^Compatible with DIY connectors, see page 2

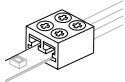
STATIC WHITE 4.4W LED TAPELIGHT - IP20

DIY CONNECTORS (OPTIONAL)

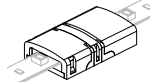
Solderless connectors for quick in-field connection. DIY connectors are not compatible with all mounting extrusions. Reference [compatibility chart](#) for product compatibility.



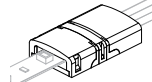
TAPE-TO-TAPE
BLOCK CONNECTOR,
BLACK
LLI-BC-LL-SC



TAPE-TO-WIRE
BLOCK CONNECTOR,
BLACK
LLI-BC-LW-SC



TAPE-TO-TAPE
GRIPPER CONNECTOR,
BLACK/CLEAR
LLI-GC-LL-SC



TAPE-TO-WIRE
GRIPPER CONNECTOR,
BLACK/CLEAR
LLI-GC-LW-SC

OVERALL LENGTH / CUT POINT GUIDE

2.0"	3.9"	5.9"	7.9"	9.8"	11.8"	13.8"	15.7"	17.7"	19.7"	21.7"	23.6"
25.6"	27.6"	29.5"	31.5"	33.5"	35.4"	37.4"	39.4"	41.3"	43.3"	45.3"	47.2"
49.2"	51.2"	53.1"	55.1"	57.1"	59.1"	61.0"	63.0"	65.0"	66.9"	68.9"	70.9"
72.8"	74.8"	76.8"	78.7"	80.7"	82.7"	84.6"	86.6"	88.6"	90.6"	92.5"	94.5"
96.5"	98.4"	100.4"	102.4"	104.3"	106.3"	108.3"	110.2"	112.2"	114.2"	116.1"	118.1"
120.1"	122.0"	124.0"	126.0"	128.0"	129.9"	131.9"	133.9"	135.8"	137.8"	139.8"	141.7"
143.7"	145.7"	147.6"	149.6"	151.6"	153.5"	155.5"	157.5"	159.4"	161.4"	163.4"	165.4"
167.3"	169.3"	171.3"	173.2"	175.2"	177.2"	179.1"	181.1"	183.1"	185.0"	187.0"	189.0"
190.9"	192.9"	194.9"	196.9"	198.8"	200.8"	202.8"	204.7"	206.7"	208.7"	210.6"	212.6"
214.6"	216.5"	218.5"	220.5"	222.4"	224.4"	226.4"	228.3"	230.3"	232.3"	234.3"	236.2"
238.2"	240.2"	242.1"	244.1"	246.1"	248.0"	250.0"	252.0"	253.9"	255.9"	257.9"	259.8"
261.8"	263.8"	265.7"	267.7"	269.7"	271.7"	273.6"	275.6"	277.6"	279.5"	281.5"	283.5"
285.4"	287.4"	289.4"	291.3"	293.3"	295.3"	297.2"	299.2"	301.2"	303.1"	305.1"	307.1"
309.1"	311.0"	313.0"	315.0"	316.9"	318.9"	320.9"	322.8"	324.8"	326.8"	328.7"	330.7"
332.7"	334.6"	336.6"	338.6"	340.6"	342.5"	344.5"	346.5"	348.4"	350.4"	352.4"	354.3"
356.3"	358.3"	360.2"	362.2"	364.2"	366.1"	368.1"	370.1"	372.0"	374.0"	376.0"	378.0"
379.9"	381.9"	383.9"									

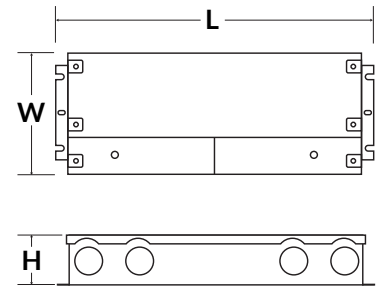
POWER SUPPLIES SOLD SEPARATELY

DIMMABLE ELECTRONIC 0-10V

Optimal performance dims to 0%.*



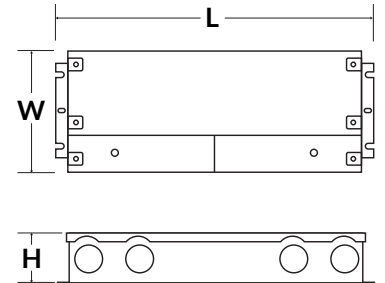
PART NUMBER	CAPACITY	INPUT	OUTPUT	CLASS	LOCATION	L	W	H
LLI-PS-DE010-030W-24V-KO	30W	120V or 277V	24V	CLASS 2	IP66 WET	6.5"	3.6"	1.6"
LLI-PS-DE010-060W-24V-KO	60W	120V or 277V	24V	CLASS 2	IP66 WET	7.4"	3.6"	1.6"
LLI-PS-DE010-096W-24V-KO	96W	120V or 277V	24V	CLASS 2	IP66 WET	8.7"	3.7"	1.7"
LLI-PS-DE010-200W-24V-KO	200W	120V or 277V	24V	CLASS 1	IP66 WET	10.2"	4.1"	1.8"
LLI-PS-DE010-300W-24V-KO	300W	120V or 277V	24V	CLASS 1	IP66 WET	10.9"	4.3"	1.8"



NON-DIMMABLE ELECTRONIC



PART NUMBER	CAPACITY	INPUT	OUTPUT	CLASS	LOCATION	L	W	H
LLI-PS-NDE-030W-24V-KO	30W	100-277V	24V	CLASS 2	IP66 WET	6.5"	3.5"	1.02"
LLI-PS-NDE-060W-24V-KO	60W	100-277V	24V	CLASS 2	IP66 WET	7.4"	3.5"	1.2"
LLI-PS-NDE-096W-24V-KO	96W	100-277V	24V	CLASS 2	IP66 WET	8.7"	3.7"	1.7"
LLI-PS-NDE-200W-24V-KO	200W	100-277V	24V	CLASS 1	IP66 WET	10.3"	4.1"	1.8"
LLI-PS-NDE-300W-24V-KO	300W	100-277V	24V	CLASS 1	IP66 WET	10.9"	4.3"	1.8"

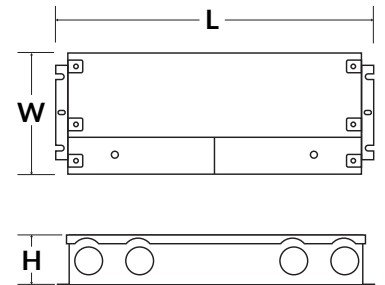


DIMMABLE ELECTRONIC FLICKER-FREE

Optimal performance dims to 2-5%.



PART NUMBER	CAPACITY	INPUT	OUTPUT	CLASS	LOCATION	L	W	H
LLI-PS-UDEFF-030W-24V-KO	30W	110-277V	24V	CLASS 2	IP66 WET	6.5"	3.6"	1.0"
LLI-PS-UDEFF-060W-24V-KO	60W	110-277V	24V	CLASS 2	IP66 WET	7.4"	3.6"	1.0"
LLI-PS-UDEFF-096W-24V-KO	96W	110-277V	24V	CLASS 2	IP66 WET	8.7"	3.7"	1.6"
LLI-PS-UDEFF-200W-24V-KO	200W	110-277V	24V	CLASS 1	IP66 WET	10.2"	4.1"	1.8"
LLI-PS-UDEFF-300W-24V-KO	300W	110-277V	24V	CLASS 1	IP66 WET	11.0"	4.3"	1.8"

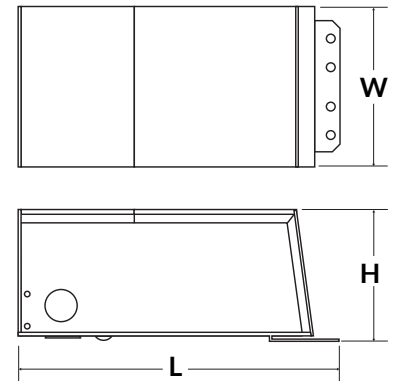


DIMMABLE MAGNETIC

Optimal performance dims to 5-10%.*



PART NUMBER	CAPACITY	INPUT	OUTPUT	CLASS	LOCATION	L	W	H
LLI-PS-DM-020W-24V-KO	20W	120V or 277V	24V	CLASS 2	NEMA 3R WET	7.38"	2.11"	1.60"
LLI-PS-DM-040W-24V-KO	40W	120V or 277V	24V	CLASS 2	NEMA 3R WET	7.38"	2.11"	1.60"
LLI-PS-DM-060W-24V-KO	60W	120V or 277V	24V	CLASS 2	NEMA 3R WET	8.13"	3.93"	1.59"
LLI-PS-DM-100W-24V-KO	100W	120V or 277V	24V	CLASS 2	NEMA 3R WET	8.13"	3.93"	1.59"
LLI-PS-DM-150W-24V-KO	150W	120V or 277V	24V	CLASS 1	NEMA 3R WET	8.79"	4.15"	3.41"
LLI-PS-DM-200W-24V-KO	200W	120V or 277V	24V	CLASS 1	NEMA 3R WET	8.79"	4.15"	3.41"
LLI-PS-DM-300W-24V-KO	300W	120V or 277V	24V	CLASS 1	NEMA 3R WET	8.79"	4.15"	3.41"
LLI-PS-DM-300W-24V-CL2-KO	6 x 50W	120V or 277V	24V	CLASS 2	NEMA 3R WET	10.29"	5.69"	3.43"
LLI-PS-DM-600W-24V-KO	2 x 300W	120V or 277V	24V	CLASS 1	NEMA 3R WET	10.29"	6.79"	4.68"

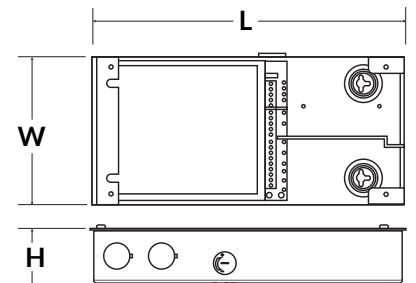


LUTRON HI-LUME PREMIER 0.1% DIMMABLE ELECTRONIC

Soft-on, Fade-to-Black, continuous flicker-free dimming from 100% to 0.1.



PART NUMBER	CAPACITY	INPUT	OUTPUT	CLASS	LOCATION	L	W	H
L3D0-96W24V-U	96W	120-277V	24V	CLASS 2	IP20 DRY	10.5"	5.5"	2.0"



*Performance can be affected by driver loading and dimmer type.