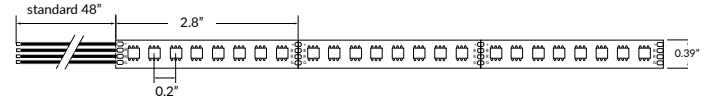


HIGH OUTPUT COLOR CHANGING 5.9W LED TAPELIGHT - IP65

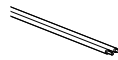


TECHNICAL INFORMATION

NOTE: All data has +/- 5% tolerance.

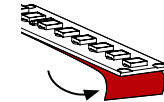
| | |
|------------------|---|
| WATTAGE | 5.9W per foot |
| IP RATING | IP65 - wet locations. Not suitable for submersion, limited protection against harsh environments. |
| OUTPUT | RGB - 288 lm/ft Red (620-627nm) - 59 lm/ft Green (525-530nm) - 218 lm/ft Blue (470-475nm) - 46 lm/ft |
| INPUT VOLTAGE | 24VDC |
| CUT LENGTH | Every 2.8", or every 8 LEDs |
| MAXIMUM RUN | 16 feet |
| DIMENSIONS | 0.39" W x 0.08" H (10mm x 2.0mm) |
| ADHESIVE BACKING | Yes - VHB |
| LIFESPAN | 50,000 hrs |
| WARRANTY | 3 year limited |
| POWER SUPPLY | Compatible with all non-dim 24VDC power supplies -- see page 3 |

LEAD TYPES

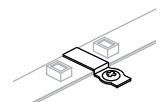


HARD WIRE, NO CONNECTOR - default (PWR)

MOUNTING



VHB ADHESIVE BACKING (included)



TAPE MOUNTING CLIP, WHITE (sold separately in packs of 10) LLI-TAPE-CLIPS-10MM

EXTRUSIONS



ARCHITECTURAL EXTRUSIONS (sold separately see website for all options, lialighting.com/product-category/extrusions/)

ORDERING GUIDE

| | | | | | | |
|----------------|-----------|-------|---------|--------|--|-------------------------------------|
| ← PRODUCT CODE | | | | | OPTIONAL CODE → | |
| SERIES | IP RATING | COLOR | VOLTAGE | LENGTH | POWER FEED | |
| LLI-LCC5.9W | - 65 | - RGB | - 24V | - | LEAD TYPE | LEAD LENGTH |
| | | | | | Default [blank] - 48" hard wire end feed (PWR48) | |
| | | | | | PWR Hard wire (no connector) | Enter desired wire length in inches |

(enter length in inches, up to 192")

Example part number: LLI-LCC5.9W-65-RGB-24V-96in
 Default 48in power wire (PWR48) included on all custom lengths. Use OPTIONAL section to specify other power feed(s).

HIGH OUTPUT COLOR CHANGING 5.9W LED TAPELIGHT - IP65

OVERALL LENGTH / CUT POINT GUIDE

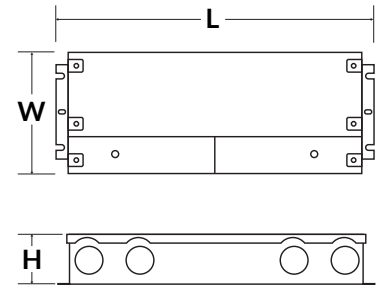
| | | | | | | | | | | | |
|--------|--------|--------|--------|--------|--------|--------|--------|--------|--------|--------|--------|
| 2.8" | 5.6" | 8.4" | 11.2" | 14.1" | 16.9" | 19.7" | 22.5" | 25.3" | 28.1" | 30.9" | 33.7" |
| 36.5" | 39.4" | 42.2" | 45.0" | 47.8" | 50.6" | 53.4" | 56.2" | 59.0" | 61.8" | 64.7" | 67.5" |
| 70.3" | 73.1" | 75.9" | 78.7" | 81.5" | 84.3" | 87.1" | 90.0" | 92.8" | 95.6" | 98.4" | 101.2" |
| 104.0" | 106.8" | 109.6" | 112.4" | 115.3" | 118.1" | 120.9" | 123.7" | 126.5" | 129.3" | 132.1" | 134.9" |
| 137.7" | 140.6" | 143.4" | 146.2" | 149.0" | 151.8" | 154.6" | 157.4" | 160.2" | 163.0" | 165.9" | 168.7" |
| 171.5" | 174.3" | 177.1" | 179.9" | 182.7" | 185.5" | 188.3" | 191.1" | | | | |

HIGH OUTPUT COLOR CHANGING 5.9W LED TAPELIGHT - IP65

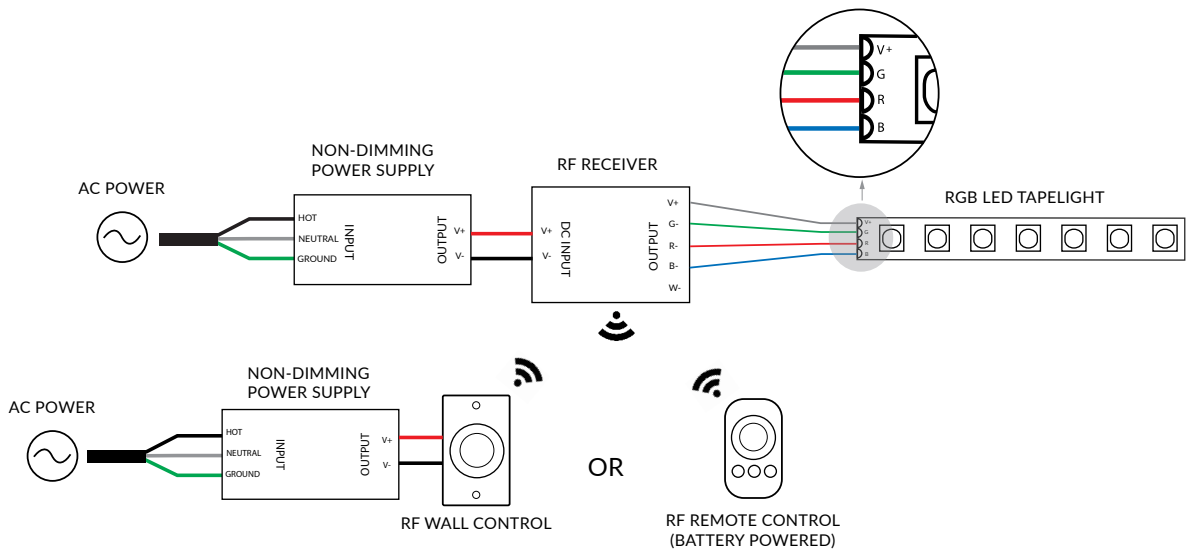
POWER SUPPLY (SOLD SEPARATELY)

NON-DIMMABLE ELECTRONIC 

| PART NUMBER | CAPACITY | INPUT | OUTPUT | CLASS | LOCATION | L | W | H |
|------------------------|----------|----------|--------|---------|----------|-------|------|-------|
| LLI-PS-NDE-030W-24V-KO | 30W | 100-277V | 24V | CLASS 2 | IP66 WET | 6.5" | 3.5" | 1.02" |
| LLI-PS-NDE-060W-24V-KO | 60W | 100-277V | 24V | CLASS 2 | IP66 WET | 7.4" | 3.5" | 1.2" |
| LLI-PS-NDE-096W-24V-KO | 96W | 100-277V | 24V | CLASS 2 | IP66 WET | 8.7" | 3.7" | 1.7" |
| LLI-PS-NDE-200W-24V-KO | 200W | 100-277V | 24V | CLASS 1 | IP66 WET | 10.3" | 4.1" | 1.8" |
| LLI-PS-NDE-300W-24V-KO | 300W | 100-277V | 24V | CLASS 1 | IP66 WET | 10.9" | 4.3" | 1.8" |



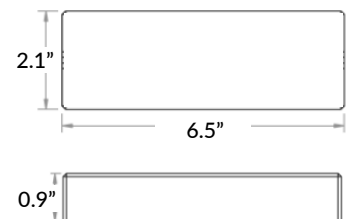
EXAMPLE WIRING DIAGRAM - RF CONTROLLED



RF RECEIVER (SOLD SEPARATELY)

LLI-C-RCV-UR-RF-4CH

| | |
|--------------------------|---|
| CONTROLLER COMPATIBILITY | Compatible with all RF LLI-C-CTRL controllers. |
| LED COMPATIBILITY | Static Color, Tunable White & RGB(W) LEDs |
| CHANNELS | 4 Channel, 8 Amp |
| INPUT VOLTAGE | 12V / 24V (power supply not included) |
| CAPACITY | 12V - 96W, 24V - 192W |
| FEATURES | Can be controlled by up to (8) controllers Can be synchronized with unlimited receivers up to 320ft away |



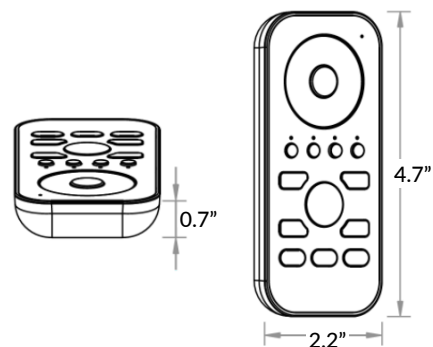
HIGH OUTPUT COLOR CHANGING 5.9W LED TAPELIGHT - IP65

RF CONTROLLERS (SOLD SEPARATELY)

REMOTE CONTROLLER

LLI-C-CTRL-RGBW-HH

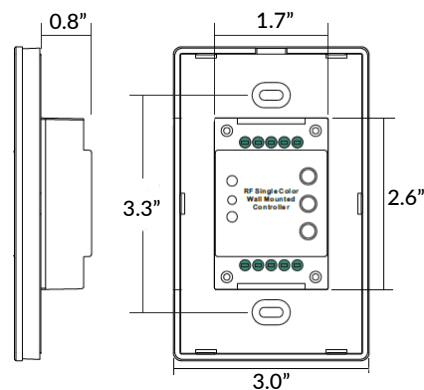
| | |
|------------------------|--|
| RECEIVER COMPATIBILITY | Compatible with Universal RF receivers |
| LED COMPATIBILITY | RGB(W) LEDs |
| INPUT VOLTAGE | Battery operated (3 AAA batteries not included) |
| FEATURES | Programmable up to 4 zones, 3 scenes Color adjustment Light intensity adjustment |



TOUCH PANEL WALL CONTROLLER

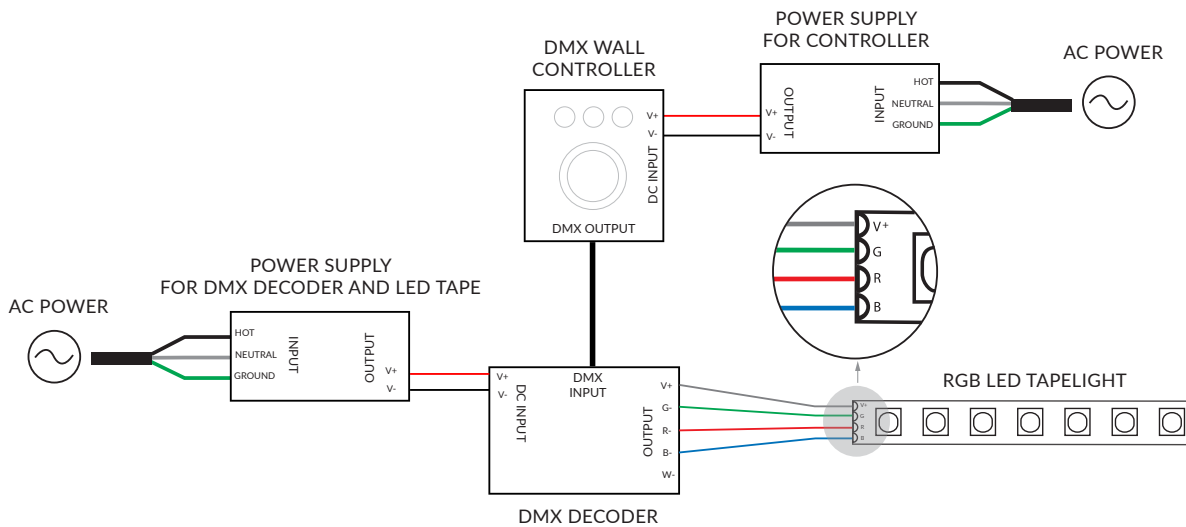
LLI-C-CTRL-RGBW-TP-WH

| | |
|------------------------|---|
| RECEIVER COMPATIBILITY | Compatible with Universal RF receivers |
| LED COMPATIBILITY | RGB(W) LEDs |
| INPUT VOLTAGE | 12V DC power supply required (not included) |
| FEATURES | Control range \geq 65ft Programmable up to 3 scenes 4 color presets Color adjustment Light intensity adjustment |



HIGH OUTPUT COLOR CHANGING 5.9W LED TAPELIGHT - IP65

EXAMPLE WIRING DIAGRAM - DMX CONTROLLED

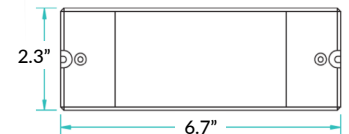



DMX DECODERS (SOLD SEPARATELY)

DMX512 DECODER

LLI-C-DEC-DMX512-8A

| | |
|-----------------|---|
| LOCATION RATING | Indoor only |
| FUNCTION | Static color, tunable white, RGB(W) LEDs |
| CHANNELS | 4 channel output, 8 Amp maximum 512 addressable DMX channels |
| CAPACITY | 12V - 96W maximum 24V - 192W maximum |
| COMPATIBILITY | Compatible with LLI-C-CTRL-DMX controllers |



POWER

Power supply not included. 12V/24V non-dimming power supply required.

RDM DMX512 DECODER

LLI-C-DEC-DMX512-8A-RDM

| | |
|-----------------|--|
| OUTPUT | 8A maximum, 4 channels |
| LOCATION RATING | Indoor only |
| FUNCTION | RDM communication and PWM dimming for static white, static color, tunable white, and RGB(W) LEDs |
| CHANNELS | 4 channel output, 8 Amp maximum 512 addressable DMX channels |
| CAPACITY | 12V - 96W maximum 24V - 192W maximum |
| COMPATIBILITY | Compatible with LLI-C-CTRL-DMX controllers |

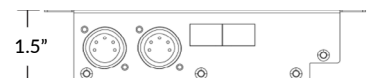
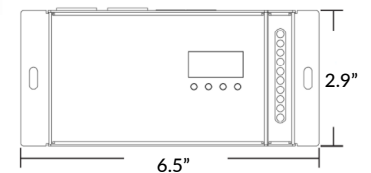


FEATURES

Can be controlled by up to eight (8) controllers. Can be synchronized with twenty (20) decoders.

POWER

Power supply not included. 12V/24V non-dimming power supply required.



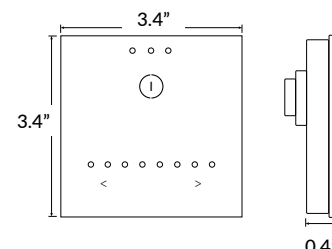
HIGH OUTPUT COLOR CHANGING 5.9W LED TAPELIGHT - IP65

DMX WALL CONTROLLERS (SOLD SEPARATELY)

STAND ALONE DMX WALL CONTROLLER, GU2

LLI-C-CTRL-DMX-STICK-GU2

| | |
|--------------------------|--|
| INCLUDED IN PACKAGE | Controller, CD-ROM, USB cable, connector block, power supply |
| OS/COMPUTER REQUIREMENTS | Mac OSx 10.6 or higher / Windows XP or higher, USB 2.0 port |
| PROGRAM SOFTWARE | Easy Stand Alone, ESA2 (included) |
| CONNECTIONS | Power (2 pins), DMX (3 pins), Port (2 pins), Micro-USB Port |
| MOUNTING | Single or double gang wall box |
| IP RATING | IP20 - dry locations only |



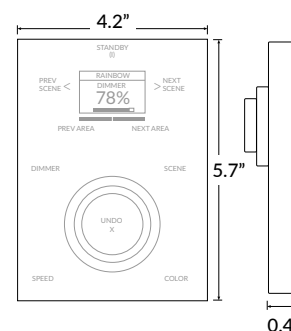
FEATURES

- Up to 24 dynamic or static scenes
- Wall mounted control panel with glass face, touch-sensitive buttons
- Programmable with included USB cable and software – no Ethernet or WiFi required

STAND ALONE DMX WALL CONTROLLER, DE3

LLI-C-CTRL-DMX-STICK-DE3

| | |
|--------------------------|---|
| INCLUDED IN PACKAGE | Controller, connector block, power supply |
| OS/COMPUTER REQUIREMENTS | Mac OSx 10.6 or higher / Windows XP or higher / iOS phone or tablet / Android phone or tablet |
| PROGRAM SOFTWARE | Easy Stand Alone, ESA2 (Mac/Windows) DMX Lightpad 3 App (iOS/Android) Easy Remote App (iOS/Android) |
| CONNECTIONS | Power/DMX - screw terminal and RJ45 compatible Memory - MicroSD slot Programming - MicroUSB port |
| POWER SUPPLY | 6VDC power supply (included) |
| MEMORY | MicroSD card (not included) |
| MOUNTING | Single or double gang wall box |
| IP RATING | IP20 - dry locations only |



FEATURES

- Multi-zone microSD memory
- Multi-room control with 500 scenes, 10 zones
- Integrated clock and calendar for scheduling events
- Touch-sensitive buttons
- USB and Ethernet connectivity for programming
- Windows/Mac software for programming dynamic effects
- iPhone/iPad/Android apps for remote control and program

HIGH OUTPUT COLOR CHANGING 5.9W LED TAPELIGHT - IP65

DMX WALL CONTROLLERS (SOLD SEPARATELY)

STAND ALONE DMX WALL CONTROLLER, CW4

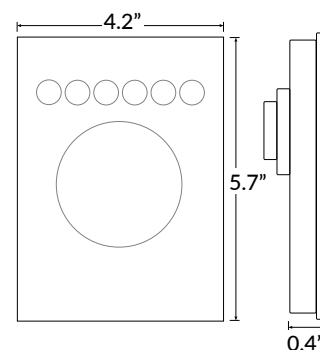
| | |
|---------------------------------|---|
| LLI-C-CTRL-DMX-STICK-CW4 | FINISH |
| | <p>BL Black glass</p> <p>WH White glass</p> |

| | |
|--------------------------|---|
| INCLUDED IN PACKAGE | Controller, connector block, power supply, mini-USB cable, ESA2 software, ESA Pro2 Software |
| OS/COMPUTER REQUIREMENTS | Mac OSx 10.6 or higher / Windows XP or higher |
| PROGRAM SOFTWARE | Easy Stand Alone, ESA2 (Mac/Windows) |
| CONNECTIONS | Power/DMX - screw terminal and RJ45 Programming - miniUSB port |
| POWER SUPPLY | Requires 5-10VDC 0.6A power supply (included) |
| MEMORY | Integrated flash memory |
| MOUNTING | Single or double gang wall box |
| IP RATING | IP20 - dry locations only |



FEATURES

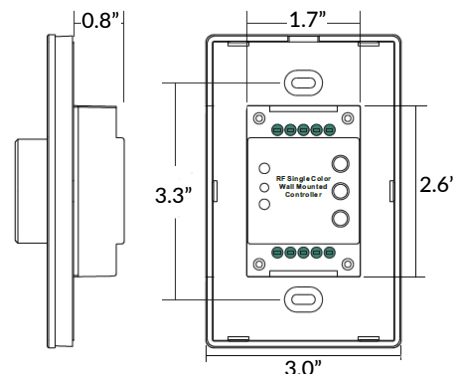

- Can be controlled directly from a computer, smartphone, or tablet
- Touch-sensitive buttons, glass face
- Up to 36 dynamic or static scenes
- 8 port triggers
- 1024 DMX channels control up to 340 RGB fixtures
- Windows/Mac software for programming dynamic effects
- Internal clock and calendar with sunrise/sunset triggering



TOUCH PANEL DMX WALL CONTROLLER

LLI-C-CTRL-DMX-RGBW-TP

| | |
|------------------------|-------------------------------------|
| LED TAPE COMPATIBILITY | Compatible with 12-24V DC LED tapes |
| PROTOCOL | DMX512 |
| ZONES | 3 zones |
| INTERFACE | Glass touch control |
| WARRANTY | 5 year limited |



POWER

Power supply for controller not included. 12V DC power supply required.