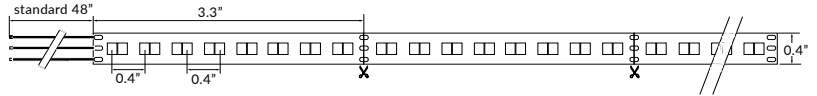


TUNABLE WHITE 5.3W LED TAPELIGHT - IP20

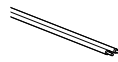


TECHNICAL INFORMATION

NOTE: All data has +/- 5% tolerance.

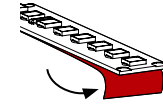
WATTAGE	5.3W per foot
IP RATING	IP20 - dry locations
OUTPUT	<p>1800K - 3500K adjustable @ 2700K (Warm+Cool) - 525 lm/ft @ 1800K (Warm only) - 210 lm/ft @ 3500K (Cool only) - 315 lm/ft</p> <p>2200K - 3500K adjustable @ 2900K (Warm+Cool) - 530 lm/ft @ 2200K (Warm only) - 215 lm/ft @ 3500K (Cool only) - 315 lm/ft</p> <p>2700K - 5200K adjustable @ 4000K (Warm+Cool) - 549 lm/ft @ 2700K (Warm only) - 268 lm/ft @ 5200K (Cool only) - 281 lm/ft</p>
INPUT VOLTAGE	24VDC
OPERATING TEMP.	-13° to 140° F
CRI	90+
CUT LENGTH	Every 3.3", or every 16 LEDs
MAXIMUM RUN	16 feet
DIMENSIONS	0.4" W x 0.08" H (10mm x 2mm)
ADHESIVE BACKING	Yes - VHB
LIFESPAN	50,000 hrs
WARRANTY	5 year limited
POWER SUPPLY	Compatible with non-dimming 24VDC power supplies
CONTROLS	Color and intensity can be adjusted with DMX decoder or RF receiver and controller

LEAD TYPES

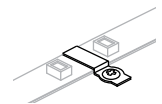


HARD WIRE, NO CONNECTOR - default (PWR)

MOUNTING



VHB ADHESIVE BACKING (included)



TAPE MOUNTING CLIP, WHITE (sold separately in packs of 10)
LLI-TAPE-CLIPS-10MM

EXTRUSIONS



ARCHITECTURAL EXTRUSIONS (sold separately see website for all options, lialighting.com/product-category/extrusions/)

ORDERING GUIDE

← PRODUCT CODE

OPTIONAL CODE →

SERIES	IP RATING	COLOR	VOLTAGE	CRI	LENGTH
LLI-LTW5.3W	20	<input type="text"/> <p>1835 1800K - 3500K adjustable</p> <p>2235 2200K - 3500K adjustable</p> <p>2752 2700K - 5200K adjustable</p>	24V	90	<input type="text"/> <p>(enter length in inches, up to 192")</p>

POWER FEED	
LEAD TYPE	LEAD LENGTH
<input type="text"/>	<input type="text"/>

Default [blank] - 48" hard wire end feed (PWR48)

PWR Hard wire (no connector)

Enter desired wire length in inches

Example part number: LLI-LTW5.3W-20-1835-24V-90-96in
 Default 48in power wire (PWR48) included on all custom lengths. Use OPTIONAL section to specify other power feed(s).

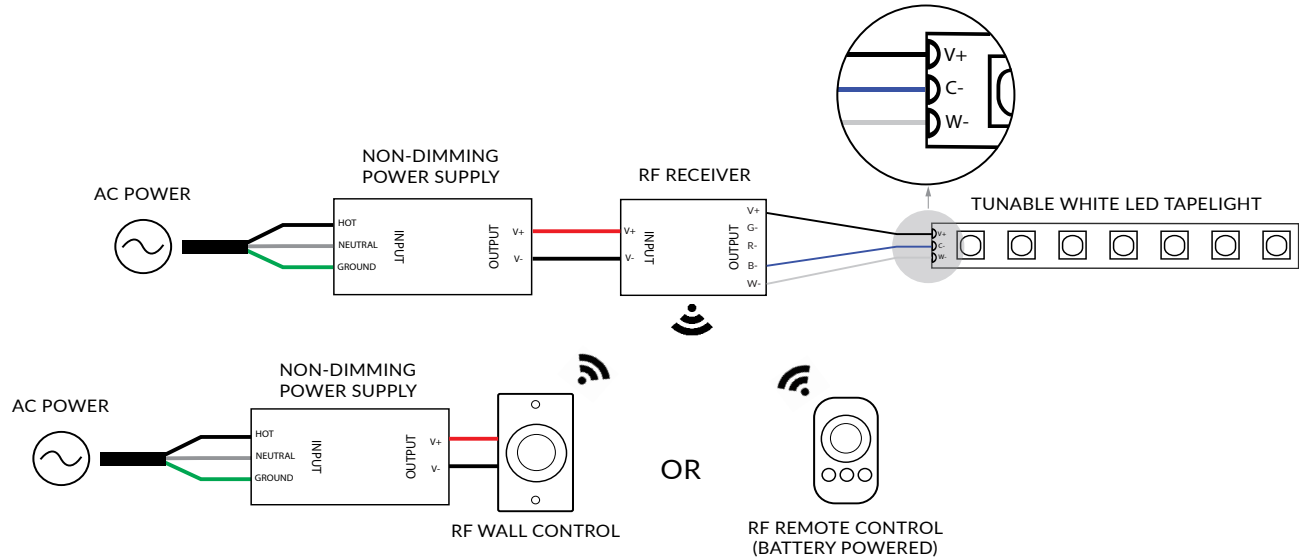
TUNABLE WHITE 5.3W LED TAPELIGHT - IP20

OVERALL LENGTH / CUT POINT GUIDE

3.3"	6.5"	9.8"	13.1"	16.3"	19.6"	22.9"	26.1"	29.4"	32.7"	35.9"	39.2"
42.5"	45.7"	49.0"	52.3"	55.6"	58.8"	62.1"	65.4"	68.6"	71.9"	75.2"	78.4"
81.7"	85.0"	88.2"	91.5"	94.8"	98.0"	101.3"	104.6"	107.8"	111.1"	114.4"	117.6"
120.9"	124.2"	127.4"	130.7"	134.0"	137.2"	140.5"	143.8"	147.0"	150.3"	153.6"	156.9"
160.1"	163.4"	166.7"	169.9"	173.2"	176.5"	179.7"	183.0"	186.3"	189.5"	192.8"	

TUNABLE WHITE 5.3W LED TAPELIGHT - IP20

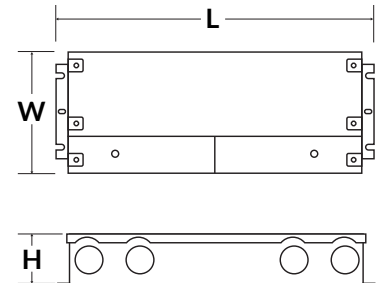
EXAMPLE WIRING DIAGRAM - RF CONTROLLED



POWER SUPPLY (SOLD SEPARATELY)

NON-DIMMABLE ELECTRONIC 

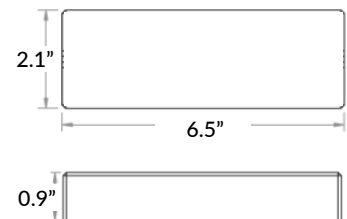
PART NUMBER	CAPACITY	INPUT	OUTPUT	CLASS	LOCATION	L	W	H
LLI-PS-NDE-030W-24V-KO	30W	100-277V	24V	CLASS 2	IP66 WET	6.5"	3.5"	1.02"
LLI-PS-NDE-060W-24V-KO	60W	100-277V	24V	CLASS 2	IP66 WET	7.4"	3.5"	1.2"
LLI-PS-NDE-096W-24V-KO	96W	100-277V	24V	CLASS 2	IP66 WET	8.7"	3.7"	1.7"
LLI-PS-NDE-200W-24V-KO	200W	100-277V	24V	CLASS 1	IP66 WET	10.3"	4.1"	1.8"
LLI-PS-NDE-300W-24V-KO	300W	100-277V	24V	CLASS 1	IP66 WET	10.9"	4.3"	1.8"



RF RECEIVER / DECODER (SOLD SEPARATELY)

LLI-C-RCV-UR-RF-4CH

CONTROLLER COMPATIBILITY	Compatible with all RF LLI-C-CTRL controllers.
LED COMPATIBILITY	Static Color, Tunable White & RGB(W) LEDs
CHANNELS	4 Channel, 8 Amp
INPUT VOLTAGE	12V / 24V (power supply not included)
CAPACITY	12V - 96W, 24V - 192W
FEATURES	Can be controlled by up to (8) controllers Can be synchronized with unlimited receivers up to 320ft away



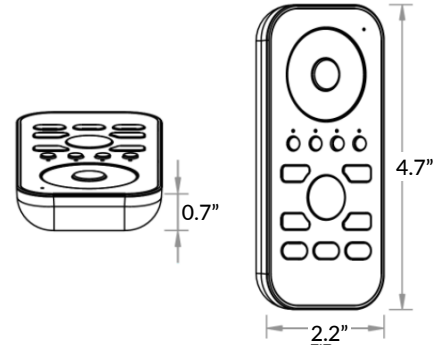
TUNABLE WHITE 5.3W LED TAPELIGHT - IP20

RF CONTROLLERS (SOLD SEPARATELY)

REMOTE CONTROLLER

LLI-C-CTRL-TW-HH

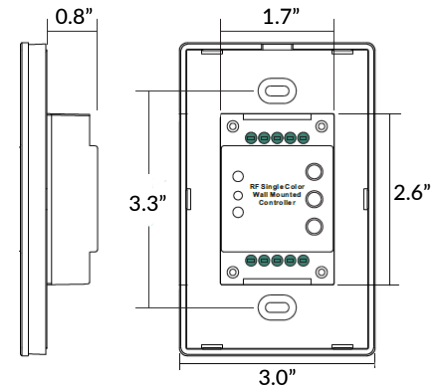
RECEIVER COMPATIBILITY	Compatible with Universal RF receivers
LED COMPATIBILITY	Tunable White LEDs
INPUT VOLTAGE	Battery operated (3 AAA batteries not included)
FEATURES	Programmable up to 4 zones, 3 scenes Color adjustment Light intensity adjustment



TOUCH PANEL WALL CONTROLLER

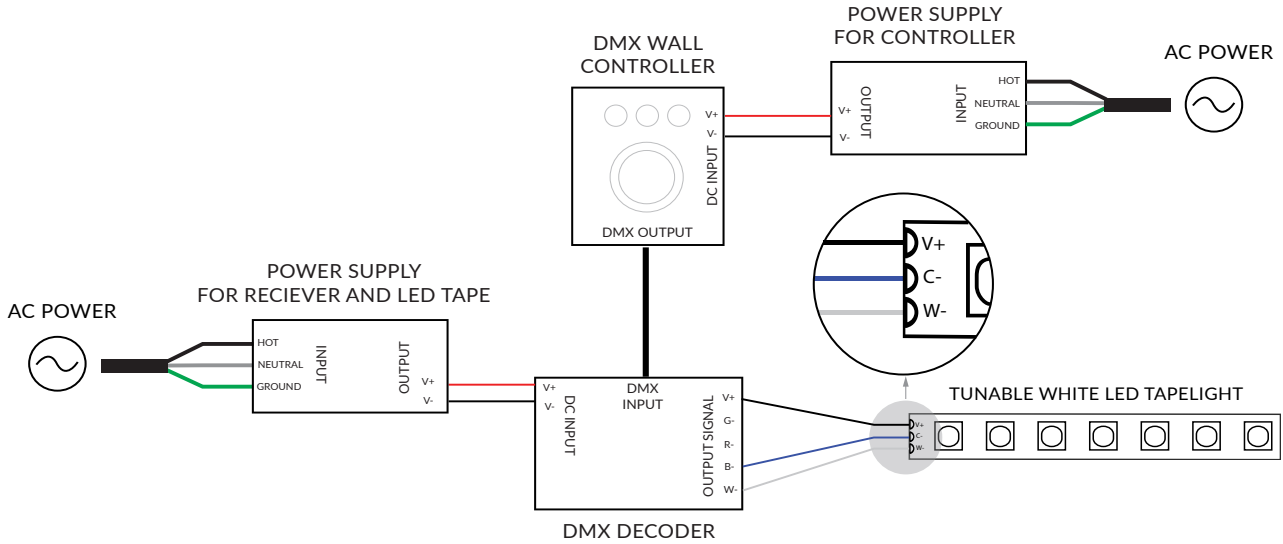
LLI-C-CTRL-TW-TP-WH

RECEIVER COMPATIBILITY	Compatible with Universal RF receivers
LED COMPATIBILITY	Tunable White LEDs
INPUT VOLTAGE	12V DC power supply required (not included)
FEATURES	Control range ≥ 65ft Programmable up to 2 scenes 4 color presets Color adjustment Light intensity adjustment



TUNABLE WHITE 5.3W LED TAPELIGHT - IP20

EXAMPLE WIRING DIAGRAM - DMX CONTROLLED

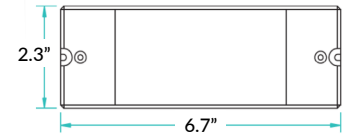



DMX DECODERS (SOLD SEPARATELY)

DMX512 DECODER

LLI-C-DEC-DMX512-8A

LOCATION RATING	Indoor only
FUNCTION	Static color, tunable white, RGB(W) LEDs
CHANNELS	4 channel output, 8 Amp maximum 512 addressable DMX channels
CAPACITY	12V - 96W maximum 24V - 192W maximum
COMPATIBILITY	Compatible with LLI-C-CTRL-DMX controllers



POWER

Power supply not included. 12V/24V non-dimming power supply required.

RDM DMX512 DECODER

LLI-C-DEC-DMX512-8A-RDM

OUTPUT	8A maximum, 4 channels
LOCATION RATING	Indoor only
FUNCTION	RDM communication and PWM dimming for static white, static color, tunable white, and RGB(W) LEDs
CHANNELS	4 channel output, 8 Amp maximum 512 addressable DMX channels
CAPACITY	12V - 96W maximum 24V - 192W maximum
COMPATIBILITY	Compatible with LLI-C-CTRL-DMX controllers

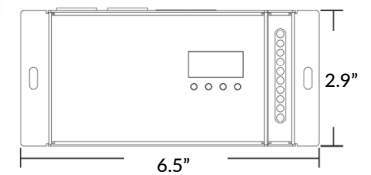


FEATURES

Can be controlled by up to eight (8) controllers. Can be synchronized with twenty (20) decoders.

POWER

Power supply not included. 12V/24V non-dimming power supply required.



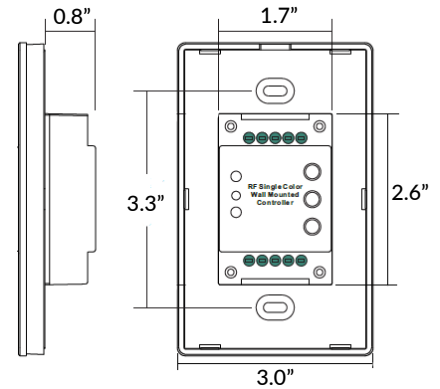
TUNABLE WHITE 5.3W LED TAPELIGHT - IP20

DMX WALL CONTROLLERS (SOLD SEPARATELY)

TOUCH PANEL WALL CONTROLLER

LLI-C-CTRL-DMX-TW-TP

RECEIVER COMPATIBILITY	Compatible with DMX decoders
LED COMPATIBILITY	Tunable White LEDs
INPUT VOLTAGE	12V DC power supply required (not included)
FEATURES	Programmable up to 2 scenes 4 color presets Color adjustment Light intensity adjustment



STAND ALONE DMX WALL CONTROLLER, GU2

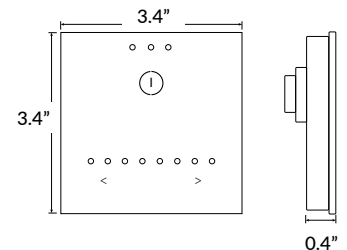
LLI-C-CTRL-DMX-STICK-GU2

INCLUDED IN PACKAGE	Controller, CD-ROM, USB cable, connector block, power supply
OS/COMPUTER REQUIREMENTS	Mac OSx 10.6 or higher / Windows XP or higher, USB 2.0 port
PROGRAM SOFTWARE	Easy Stand Alone, ESA2 (included)
CONNECTIONS	Power (2 pins), DMX (3 pins), Port (2 pins), Micro-USB Port
MOUNTING	Single or double gang wall box
IP RATING	IP20 - dry locations only



FEATURES

- Up to 24 dynamic or static scenes
- Wall mounted control panel with glass face, touch-sensitive buttons
- Programmable with included USB cable and software – no Ethernet or WiFi required

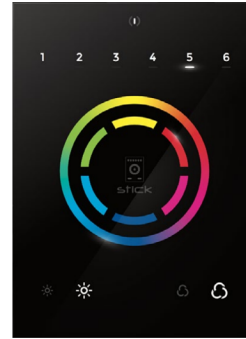


TUNABLE WHITE 5.3W LED TAPELIGHT - IP20

DMX WALL CONTROLLERS (SOLD SEPARATELY)

STAND ALONE DMX WALL CONTROLLER, CW4

LLI-C-CTRL-DMX-STICK-CW4	-	FINISH
		BL Black glass WH White glass



INCLUDED IN PACKAGE	Controller, connector block, power supply, mini-USB cable, ESA2 software, ESA Pro2 Software
OS/COMPUTER REQUIREMENTS	Mac OSx 10.6 or higher / Windows XP or higher
PROGRAM SOFTWARE	Easy Stand Alone, ESA2 (Mac/Windows)
CONNECTIONS	Power/DMX - screw terminal and RJ45 Programming - miniUSB port
POWER SUPPLY	Requires 5-10VDC 0.6A power supply (included)
MEMORY	Integrated flash memory
MOUNTING	Single or double gang wall box
IP RATING	IP20 - dry locations only

FEATURES

- Can be controlled directly from a computer, smartphone, or tablet
- Touch-sensitive buttons, glass face
- Up to 36 dynamic or static scenes
- 8 port triggers
- 1024 DMX channels control up to 340 RGB fixtures
- Windows/Mac software for programming dynamic effects
- Internal clock and calendar with sunrise/sunset triggering

