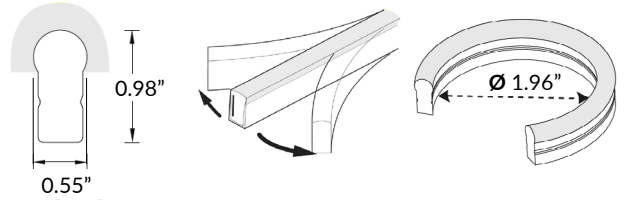



COLOR CHANGING RGBW LED NEON - 24V

Dome Profile / Side Bending / Silicone (DS98)



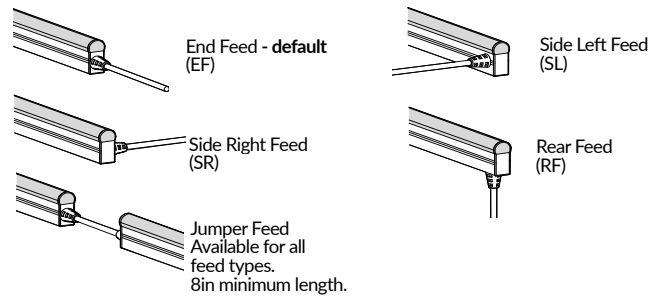
TECHNICAL INFORMATION

NOTE: All data has +/- 5% tolerance.

WATTAGE	5.3W per foot		
IP RATING	IP68 - wet locations. Protected against temporary submersion, limited protection against harsh environments.		
IK RATING	IK08		
BEAM ANGLE	200°		
HOUSING MATERIAL	Silicone, UV resistant per ISO 4892-3		
OUTPUT	RGBW - 53 lm/ft Red - 8 lm/ft Green - 16 lm/ft Blue - 4 lm/ft 3000K - 28 lm/ft	RGBW - 57 lm/ft Red - 8 lm/ft Green - 16 lm/ft Blue - 4 lm/ft 4200K - 30 lm/ft	RGBW - 60 lm/ft Red - 8 lm/ft Green - 16 lm/ft Blue - 4 lm/ft 5200K - 35 lm/ft
CRI	80+		
INPUT VOLTAGE	24VDC		
SEGMENT LENGTH	Every 3.28", not field-cuttable		
MAXIMUM RUN	16 feet		
DIMENSIONS	0.55" W x 0.98" H		
MINIMUM BEND	1.96" diameter		
INSTALLATION TEMP.	32°F to 140°F (do not install when temperatures are below freezing)		
OPERATING TEMP.	-40°F to 140°F		
WARRANTY	3 year limited		
POWER SUPPLY	Compatible with all non-dim 24VDC power supplies		
CONTROLS	Color and intensity can be adjusted with DMX decoder or RF receiver and controller		

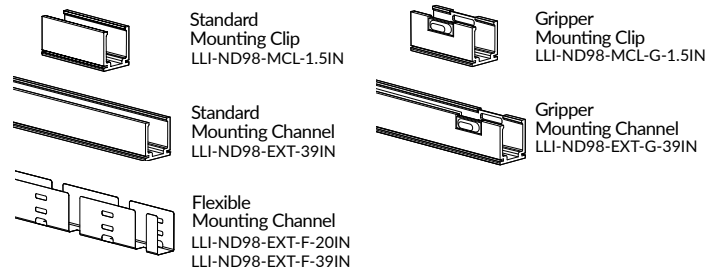
FEED TYPES

Product has 48in hard wire end feed unless otherwise specified. Other options subject to availability - contact us. Power Feed Caps and End Caps illuminate continuously to the end.



MOUNTING

See page 3 for details. 2 clips recommended per 12in of LED Neon. Sold separately.



ORDERING GUIDE

← PRODUCT CODE						OPTIONAL CODE →		
SERIES	IP RATING	TYPE	COLOR	VOLTAGE	LENGTH	POWER FEED		
						LEAD TYPE	LEAD LENGTH	FEED TYPE
LLI-N5.3W	68	DS98		24V				
			R30 - 53 lm/ft R42 - 57 lm/ft R52 - 60 lm/ft		Enter total length in inches. Nominal length only. Actual lengths vary by cut point. Refer to page 3.	Default [blank] - 48" hard wire end feed (PWR48EF) PWR Hard Wire (no connector) Enter desired wire length in inches		EF End Feed RF Rear Feed SL Side Left SR Side Right
Example part number: LLI-N5.3W-68-DS98-R30-24V-96in						For runs that require power feeds on both ends, repeat optional power feed code.		
Default 48in end feed power wire (PWR48EF) included. Use OPTIONAL section to specify other power feed(s).								

COLOR CHANGING RGBW LED NEON - 24V

Dome Profile / Side Bending / Silicone (DS98)

OVERALL LENGTH / SEGMENT GUIDE

Dimension tolerance of $\pm 1/8"$.

Measurements below do not include area required for routing power wire. Add 1" distance to layout to account for routing end feed power wire.

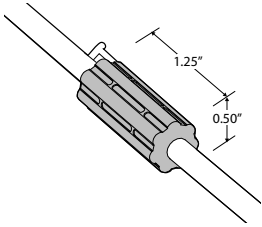
This product expands and contracts in varying ambient temperatures. If butting Neon end-to-end, add 1/2" to 1" gap between sections for expansion.

10.3"	13.6"	16.9"	20.2"	23.4"	26.7"	30.0"	33.3"	36.6"	39.8"	43.1"	46.4"
49.7"	53.0"	56.2"	59.5"	62.8"	66.1"	69.4"	72.6"	75.9"	79.2"	82.5"	85.8"
89.1"	92.3"	95.6"	98.9"	102.2"	105.5"	108.7"	112.0"	115.3"	118.6"	121.9"	125.1"
128.4"	131.7"	135.0"	138.3"	141.5"	144.8"	148.1"	151.4"	154.7"	157.9"	161.2"	164.5"
167.8"	171.1"	174.4"	177.6"	180.9"	184.2"	187.5"	190.8"	194.0"			

COLOR CHANGING RGBW LED NEON - 24V

Dome Profile / Side Bending / Silicone (DS98)

ANTI-WICKING FERRULE

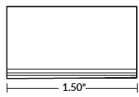
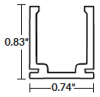


Standard on all LED Neon power feeds. Located 4-6" from the connector. Protects against water ingress and circuit board corrosion.

MOUNTING CHANNELS AND CLIPS (SOLD SEPARATELY)

NOTE: Leave a 0.5" to 1" gap between Neon power feed and mounting channel, to avoid undue stress on power feed cables.

ALUMINUM MOUNTING CHANNEL - SILVER ANODIZED

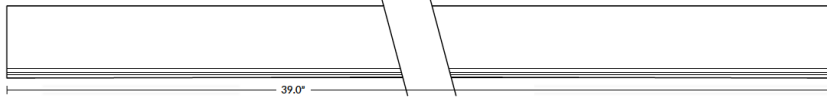
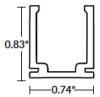


Mounting Clip

Recommended 2 clips every 12"

Part Number: LLI-ND98-MCL-1.5IN

Dimensions: 1.5" L x 0.83" H x 0.74" W



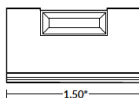
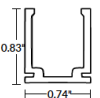
39" Mounting Channel

Part Number: LLI-ND98-EXT-39IN

Dimensions: 39" L x 0.83" H x 0.74" W

ALUMINUM MOUNTING CHANNEL WITH GRIPPER TEETH - SILVER ANODIZED

Recommended for ceilings or downward mounted Neon.

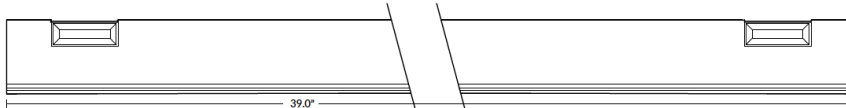
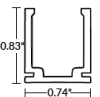


Mounting Clip

Recommended 2 clips every 12"

Part Number: LLI-ND98-MCL-G-1.5IN

Dimensions: 1.5" L x 0.83" H x 0.74" W

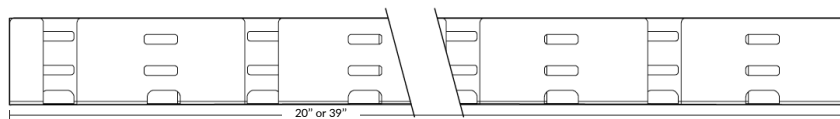
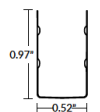


39" Mounting Channel

Part Number: LLI-ND98-EXT-G-39IN

Dimensions: 39" L x 0.83" H x 0.74" W

FLEXIBLE ALUMINUM MOUNTING CHANNEL - SILVER ANODIZED



20" or 39" Mounting Channel

Part Number: LLI-ND98-EXT-F-20IN

LLI-ND98-EXT-F-39IN

Dimensions: 20" L x 0.97" H x 0.52" W

39" L x 0.97" H x 0.52" W

COLOR CHANGING RGBW LED NEON - 24V

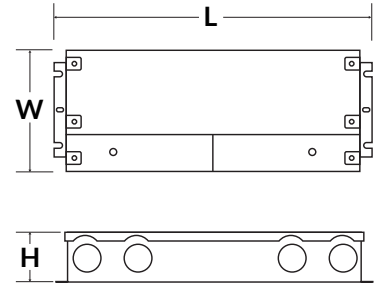
Dome Profile / Side Bending / Silicone (DS98)

POWER SUPPLY (SOLD SEPARATELY)

NON-DIMMABLE ELECTRONIC



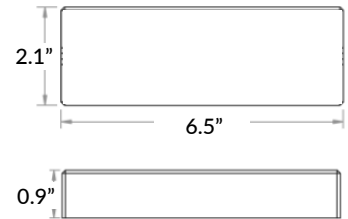
PART NUMBER	CAPACITY	INPUT	OUTPUT	CLASS	LOCATION	L	W	H
LLI-PS-NDE-030W-24V-KO	30W	100-277V	24V	CLASS 2	IP66 WET	6.5"	3.5"	1.02"
LLI-PS-NDE-060W-24V-KO	60W	100-277V	24V	CLASS 2	IP66 WET	7.4"	3.5"	1.2"
LLI-PS-NDE-096W-24V-KO	96W	100-277V	24V	CLASS 2	IP66 WET	8.7"	3.7"	1.7"
LLI-PS-NDE-192W-24V-CL2-KO	2x96W	100-277V	24V	CLASS 2	IP66 WET	10.9"	4.1"	1.9"
LLI-PS-NDE-200W-24V-KO	200W	100-277V	24V	CLASS 1	IP66 WET	10.3"	4.1"	1.8"
LLI-PS-NDE-288W-24V-CL2-KO	3x96W	100-277V	24V	CLASS 2	IP66 WET	11.9"	4.1"	1.9"
LLI-PS-NDE-300W-24V-KO	300W	100-277V	24V	CLASS 1	IP66 WET	10.9"	4.3"	1.8"



RF RECEIVER (SOLD SEPARATELY)

LLI-C-RCV-UR-RF-4CH

CONTROLLER COMPATIBILITY	Compatible with all RF LLI-C-CTRL controllers.
LED COMPATIBILITY	Static Color, Tunable White & RGB(W) LEDs
CHANNELS	4 Channel, 8 Amp
INPUT VOLTAGE	12V / 24V (power supply not included)
CAPACITY	12V - 96W, 24V - 192W
FEATURES	Can be controlled by up to (8) controllers Can be synchronized with unlimited receivers up to 320ft away



COLOR CHANGING RGBW LED NEON - 24V

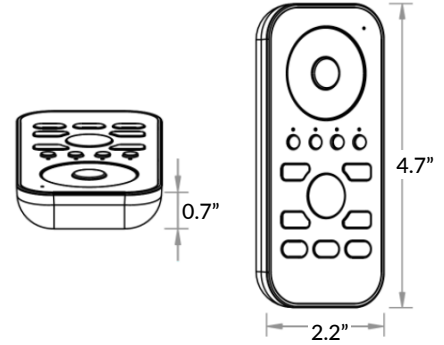
Dome Profile / Side Bending / Silicone (DS98)

RF CONTROLLERS (SOLD SEPARATELY)

REMOTE CONTROLLER

LLI-C-CTRL-RGBW-HH

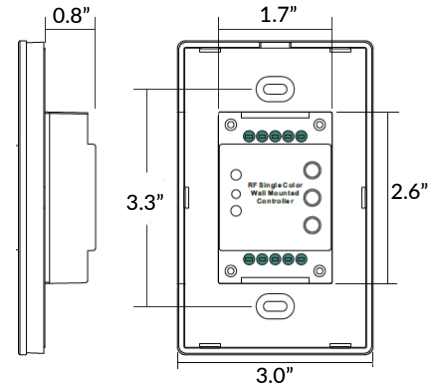

RECEIVER COMPATIBILITY	Compatible with Universal RF receivers
LED COMPATIBILITY	RGB(W) LEDs
INPUT VOLTAGE	Battery operated (3 AAA batteries not included)
FEATURES	<ul style="list-style-type: none"> Programmable up to 4 zones, 3 scenes Color adjustment Light intensity adjustment



TOUCH PANEL WALL CONTROLLER

LLI-C-CTRL-RGBW-TP-WH

RECEIVER COMPATIBILITY	Compatible with Universal RF receivers
LED COMPATIBILITY	RGB(W) LEDs
INPUT VOLTAGE	12V DC power supply required (not included)
FEATURES	<ul style="list-style-type: none"> Control range \geq 65ft Programmable up to 3 scenes 4 color presets Color adjustment Light intensity adjustment



COLOR CHANGING RGBW LED NEON - 24V

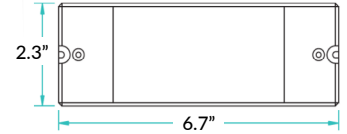
Dome Profile / Side Bending / Silicone (DS98)

DMX DECODERS (SOLD SEPARATELY)

DMX512 DECODER

LLI-C-DEC-DMX512-8A

LOCATION RATING	Indoor only
FUNCTION	Static color, variable white, RGB(W) LEDs
CHANNELS	4 channel output, 8 Amp maximum 512 addressable DMX channels
CAPACITY	12V - 96W maximum 24V - 192W maximum
COMPATIBILITY	Compatible with LLI-C-CTRL-DMX controllers



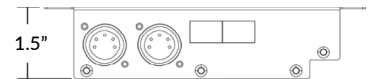
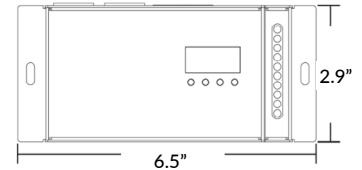
POWER

Power supply not included. 12V/24V non-dimming power supply required.

RDM DMX512 DECODER

LLI-C-DEC-DMX512-8A-RDM

OUTPUT	8A maximum, 4 channels
LOCATION RATING	Indoor only
FUNCTION	RDM communication and PWM dimming for static white, static color, tunable white, and RGB(W) LEDs
CHANNELS	4 channel output, 8 Amp maximum 512 addressable DMX channels
CAPACITY	12V - 96W maximum 24V - 192W maximum
COMPATIBILITY	Compatible with LLI-C-CTRL-DMX controllers



FEATURES

Can be controlled by up to eight (8) controllers. Can be synchronized with twenty (20) decoders.

POWER

Power supply not included. 12V/24V non-dimming power supply required.

COLOR CHANGING RGBW LED NEON - 24V

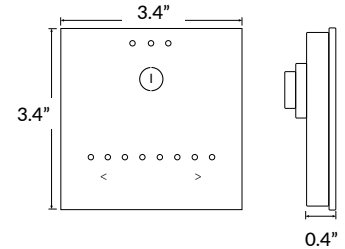
Dome Profile / Side Bending / Silicone (DS98)

DMX WALL CONTROLLERS (SOLD SEPARATELY)

STAND ALONE DMX WALL CONTROLLER, GU2

LLI-C-CTRL-DMX-STICK-GU2

INCLUDED IN PACKAGE	Controller, CD-ROM, USB cable, connector block, power supply
OS/COMPUTER REQUIREMENTS	Mac OSx 10.6 or higher / Windows XP or higher, USB 2.0 port
PROGRAM SOFTWARE	Easy Stand Alone, ESA2 (included)
CONNECTIONS	Power (2 pins), DMX (3 pins), Port (2 pins), Micro-USB Port
MOUNTING	Single or double gang wall box
IP RATING	IP20 - dry locations only



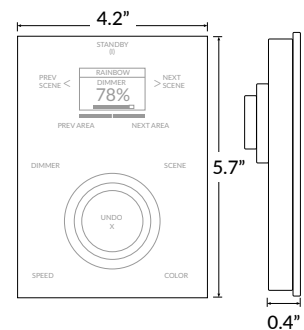
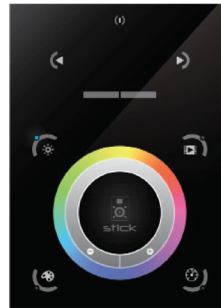
FEATURES

- Up to 24 dynamic or static scenes
- Wall mounted control panel with glass face, touch-sensitive buttons
- Programmable with included USB cable and software – no Ethernet or WiFi required

STAND ALONE DMX WALL CONTROLLER, DE3

LLI-C-CTRL-DMX-STICK-DE3

INCLUDED IN PACKAGE	Controller, connector block, power supply
OS/COMPUTER REQUIREMENTS	Mac OSx 10.6 or higher / Windows XP or higher / iOS phone or tablet / Android phone or tablet
PROGRAM SOFTWARE	Easy Stand Alone, ESA2 (Mac/Windows) DMX Lightpad 3 App (iOS/Android) Easy Remote App (iOS/Android)
CONNECTIONS	Power/DMX - screw terminal and RJ45 compatible Memory - MicroSD slot Programming - MicroUSB port
POWER SUPPLY	6VDC power supply (included)
MEMORY	MicroSD card (not included)
MOUNTING	Single or double gang wall box
IP RATING	IP20 - dry locations only



FEATURES

- Multi-zone microSD memory
- Multi-room control with 500 scenes, 10 zones
- Integrated clock and calendar for scheduling events
- Touch-sensitive buttons
- USB and Ethernet connectivity for programming
- Windows/Mac software for programming dynamic effects
- iPhone/iPad/Android apps for remote control and program

COLOR CHANGING RGBW LED NEON - 24V

Dome Profile / Side Bending / Silicone (DS98)

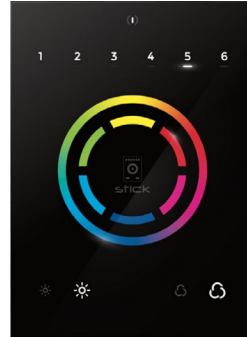
DMX WALL CONTROLLERS (SOLD SEPARATELY)

STAND ALONE DMX WALL CONTROLLER, CW4

LLI-C-CTRL-DMX-STICK-CW4 - FINISH

BL Black glass
WH White glass

INCLUDED IN PACKAGE	Controller, connector block, power supply, mini-USB cable, ESA2 software, ESA Pro2 Software
OS/COMPUTER REQUIREMENTS	Mac OSx 10.6 or higher / Windows XP or higher
PROGRAM SOFTWARE	Easy Stand Alone, ESA2 (Mac/Windows)
CONNECTIONS	Power/DMX - screw terminal and RJ45 Programming - miniUSB port
POWER SUPPLY	Requires 5-10VDC 0.6A power supply (included)
MEMORY	Integrated flash memory
MOUNTING	Single or double gang wall box
IP RATING	IP20 - dry locations only



FEATURES

- Can be controlled directly from a computer, smartphone, or tablet
- Touch-sensitive buttons, glass face
- Up to 36 dynamic or static scenes
- 8 port triggers
- 1024 DMX channels control up to 340 RGB fixtures
- Windows/Mac software for programming dynamic effects
- Internal clock and calendar with sunrise/sunset triggering

