


ELITE SUSPENDED EXTRUSION



QUICK SPECIFICATIONS

BODY MATERIAL	Double anodized aluminum
LENS MATERIAL	Polycarbonate
MAX. LED TAPELIGHT WIDTH	Accommodates up to 0.83" wide
DIMENSIONS	0.98" W x 0.98 H

FINISH

Standard finish is silver anodized.

Custom finishes available for any RAL #.
Additional price and MOQ may apply.

ACCESSORIES

Four (4) endcaps included. Three (3) 96" suspension cables included with 48IN and 94IN extrusions.
Additional endcaps and cables sold separately.
Power canopy kit and LED tapelight sold separately.

PART NUMBER BUILDER / ORDERING GUIDE

Example part number: LLI-S-ELT-SA-F-48IN

SERIES	FINISH	LENS	LENGTH
LLI-S-ELT	SA	F	
	SA Silver Anodized	F Frosted	(enter custom length in inches, up to 94") 48IN 48" section 94IN 94" section

ACCESSORIES

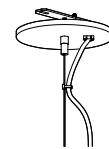


SUSPENSION CABLE

3 cables included with 48IN and 94IN extrusions; extra sold separately

LLI-ELT-SUSP-96IN

Finish: Silver
Cable length: 96" (longer lengths available)



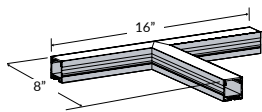
POWER CANOPY KIT

1 power canopy kit required per tapelight run, sold separately

LLI-SUSP-CANOPYKIT-WH-96IN

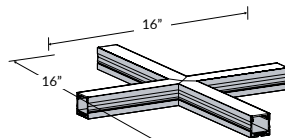
Finish: White Powder Coat
Canopy diameter: 5"
Cable length: 96" (longer lengths available)

FACTORY ASSEMBLED CORNERS (NO MITER CUTS REQUIRED. SCREWS AND JOINER BARS INCLUDED.)



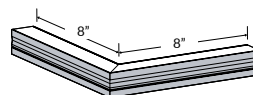
T CORNER

LLI-XS-ELT-SF-TEE-8IN



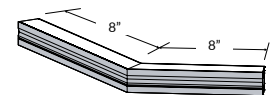
X CORNER

LLI-XS-ELT-SF-CROSS-8IN



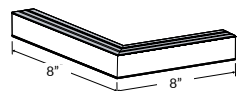
90° FLAT CORNER

LLI-XS-ELT-SF-90D-FLT-8IN



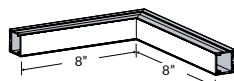
135° FLAT CORNER

LLI-XS-ELT-SF-135D-8IN



90° OUTSIDE CORNER

LLI-XS-ELT-SF-90D-OUT-8IN



90° INSIDE CORNER

LLI-XS-ELT-SF-90D-INS-8IN