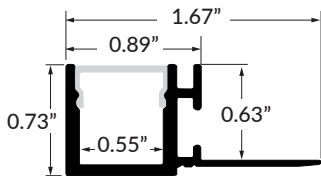

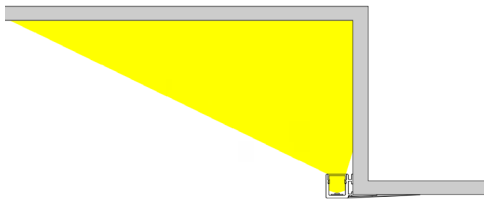




SEAMLESS SQUARE EDGE EXTRUSION



TYPICAL INSTALLATION



QUICK SPECIFICATIONS

BODY MATERIAL	Double anodized aluminum
LENS MATERIAL	Polycarbonate
MAX. LED TAPE WIDTH	Accommodates tapes up to 0.55" wide
DIMENSIONS	1.67" W x 0.73" H

FINISH

Standard finish is white powder coat.

Custom finishes available for any RAL #.
Additional price and MOQ may apply.

ACCESSORIES

Four (4) plastic endcaps and one (1) 180° joiner bar included for each 78" section. Additional endcaps and joiner bars sold separately.

PART NUMBER BUILDER / ORDERING GUIDE

Example part number: LLI-XR-SQE-WH-F-78IN

SERIES	FINISH	LENS	LENGTH
LLI-XR-SQE	WH	F	
	WH White Powder Coat	F Frosted	(enter custom length in inches, up to 78")
			48IN 48" section
			78IN 78" section

ACCESSORIES



ENDCAPS

2 endcaps included, one with power feed hole, one solid; extra endcaps sold separately

LLI-XR-SQE-EC-SET



180° JOINER BAR

1 joiner bar included; extra sold separately

LLI-XR-SQE-JBAR-180



90° FLAT CORNER JOINER BAR

Sold separately

LLI-XR-SQE-JBAR-90F